

WES - 20230607 - STTC Series #1




Gender Awards

** Shortened Course Due to Construction




Place	Bib	Name	Age	City	State	Nat.	AG	ChipTime	GunTime
-------	-----	------	-----	------	-------	------	----	----------	---------

Sprint Triathlon

Female


1.	47	Lawson, Karly	32	Cassadaga			Female 30-34	57:13	57:13
2.	11	McNett, Melissa	44	Warren	PA		Female 45-49	58:02	58:02
3.	10	Fodor, Willow	45	Jamestown	NY		Female 45-49	58:08	58:08

Male

1.	24	Locke, Paul	55	South Dayton	NY		Male 55-59	52:05	52:05
2.	32	Fodor, Luke	44	Jamestown	NY		Male 45-49	53:00	53:00
3.	38	Zigler, Nathan	29	Warren	PA		Male 25-29	53:10	53:10

Sprint Aquabike

Female

1.	7	Pattison, Michelle	54	Cassadaga	NY		Female 50-54	56:13	56:13
----	---	--------------------	----	-----------	----	---	--------------	-------	-------



























Male

1.	21	Learn, Roger	67	Troy	PA		Male 65-69	44:28	44:28
----	----	--------------	----	------	----	---	------------	-------	-------

WES - 20230607 - STTC Series #1

Age Group Awards



** Shortened Course Due to Construction

Place	Bib	Name	Age	City	State	Nat.	Gender	ChipTime	GunTime
Sprint Triathlon									
Female 65-69									
1.	1	Kelly, Elizabeth	64	Erie	PA		F	1:08:49	1:08:49
2.	3	Pedersen, Victoria	67	Sherrill	NY		F	1:10:03	1:10:03
Female 50-54									
1.	9	Seth-Cimini, Jennifer	50	East Aurora	NY		F	1:24:16	1:24:16
Female 45-49									
1.	12	Carr, Rosanne	46	Cassadaga	NY		F	1:16:23	1:16:23
Female 40-44									
1.	13	Finch, Katie	42	Sinclairville			F	1:06:52	1:06:52
2.	44	Lewis, Lori	43	Greensburg	PA		F	1:26:55	1:26:55
Female 35-39									
1.	14	Diselrod, Rheannin	35	Buffalo	NY		F	1:30:19	1:30:19
Female 20-24									
1.	16	Peyton, Macie	21	Girard	PA		F	1:07:50	1:07:50
Male 65-69									
1.	19	Carlson, Jeff	69	Jamestown	NY		M	1:12:37	1:12:37
Male 60-64									
1.	22	Meekins, Kris	63	Bemus Point	NY		M	55:58	55:58
2.	23	Glascott, Dennis	62	Angola	NY		M	1:10:44	1:10:44
3.	60	Hens, David	60	Lakeview			M	1:15:16	1:15:16
Male 55-59									
1.	25	Gustafson, Kurt	57	Jamestown	NY		M	57:28	57:28
2.	26	Nicolia, Ray	56	Orchard Park	NY		M	1:00:36	1:00:36
3.	45	Amos, Craig	58	Trafford	PA		M	1:25:45	1:25:45
Male 50-54									
1.	29	Osswald, Glenn	54	Buffalo	NY		M	1:03:52	1:03:52
2.	28	Latsko, Jeffrey	53	Erie	PA		M	1:20:50	1:20:50
Male 45-49									
1.	43	Jones, David	46	Lancaster	NY		M	1:00:11	1:00:11
2.	30	Krowicki, Brian	48	Erie	PA		M	1:05:53	1:05:53
3.	31	Anderson, Terry	47	Erie	PA		M	1:10:55	1:10:55
Male 40-44									
1.	33	Schultz, Michael	42	Hamburg	NY		M	1:00:43	1:00:43
2.	46	Furman, Mark	40	Portland	NY		M	1:01:46	1:01:46
3.	34	Hamilton, Rory	41	Erie	PA		M	1:11:11	1:11:11
Male 35-39									
1.	35	Hoyt, Gregory	36	Mayville	NY		M	1:06:54	1:06:54
2.	36	Wise, Scott	35	Fredonia	NY		M	1:16:35	1:16:35
Male 30-34									
1.	42	Babbage, Michael	30	Bemus Point	NY		M	56:09	56:09

WES - 20230607 - STTC Series #1

Age Group Awards

** Shortened Course Due to Construction

Place	Bib	Name	Age	City	State	Nat.	Gender	ChipTime	GunTime
Male 25-29									
1.	39	Szafranski, Eric	25	Buffalo	NY		M	56:22	56:22
Male 15-19									
1.	41	Fred, Adam	17	Dunkirk	NY		M	1:03:17	1:03:17