












Overall Results

Plac	Finish	Bib	Name	AG	City	Stat	Swim	Swim	T1	T1	Bike	Bike	T2	T2	Run	Run	Nat.
Sprint Triathlon																	
1.	1:01:45	2665	Zoarets, Roe	Male 30-34	Eilat		09:57	1	00:29	1	32:36	1	00:23	3	18:20	1	
2.	1:11:34	2554	Dillon, Sean	Male 30-34	Fishkill	NY	12:02	6	00:37	4	36:15	5	00:25	5	22:15	5	
3.	1:11:36	2624	Sikorski, Michael	Male 40-44	New York	NY	11:49	5	00:46	9	37:00	6	00:47	36	21:14	3	
4.	1:11:56	2662	Shatynski, Todd	Male 45-49	Altamont	NY	12:04	7	00:45	8	35:54	3	00:46	28	22:27	6	
5.	1:13:33	2648	Kelly, Ethan	Male 30-34	Montgomery	NY	15:38	39	00:34	2	36:05	4	00:35	16	20:41	2	
6.	1:16:51	2650	Stambaugh, Hannah	Female 30-34	Brooklyn	NY	13:14	13	01:00	17	37:42	7	00:42	20	24:13	11	
7.	1:18:33	2615	Roman, Brandon	Male 40-44	High Falls	NY	14:55	25	00:54	11	39:08	14	00:47	34	22:49	7	
8.	1:20:30	2559	Fernando, Christopher	Male 50-54	Albany	NY	14:35	20	01:04	18	38:58	13	00:46	31	25:07	16	
9.	1:20:31	2581	Knickerbocker, Bruce	Male 40-44	Pine Plains	NY	14:52	24	00:52	10	38:12	9	01:05	62	25:30	19	
10.	1:20:32	2573	Hineman, Anna	Female 45-49	Red Hook	NY	10:35	2	01:40	40	40:01	16	01:04	58	27:12	32	
11.	1:21:16	2626	Solomon, Adam	Male 35-39	Clinton Corners	NY	14:45	23	03:45	116	38:04	8	00:47	33	23:55	9	
12.	1:22:15	2609	Phifer, Thomas	Male 30-34	Philadelphia	PA	19:37	87	01:14	22	35:50	2	01:04	61	24:30	13	
13.	1:22:18	2572	Christmann, Roan	Male 10-14	New Haven	CT	12:44	9	00:35	3	43:59	39	00:28	8	24:32	14	
14.	1:22:30	2632	Thurston, Donald	Male 55-59	Pine Bush	NY	12:51	10	00:55	12	42:27	26	00:46	27	25:31	20	
15.	1:22:36	2528	Belardo, Luke	Male 25-29	Pine Plains	NY	15:34	37	01:00	16	42:03	22	00:17	2	23:42	8	
16.	1:22:40	2578	Wright, Nathan	Male 45-49	New York	NY	13:48	15	02:17	70	38:44	11	01:32	88	26:19	24	
17.	1:22:50	2584	Landau, Doug	Male 60-64	Herndon	VA	15:09	30	00:44	6	38:42	10	00:27	7	27:48	35	
18.	1:23:00	2568	Harke, Michael	Male 50-54	Richmond	MA	11:20	4	00:56	13	43:13	33	00:57	46	26:34	28	
19.	1:23:52	2541	Cahez, Jacques	Male 25-29	New York	NY	12:57	11	02:35	85	41:15	21	01:17	75	25:48	22	
20.	1:24:28	2553	Diaz, Gonzalo	Male 45-49	Saratoga Springs	NY	14:22	18	01:33	38	40:12	17	02:02	108	26:19	25	
21.	1:24:51	2537	Brill, Jacob	Male 40-44	Millbrook	NY	15:14	32	02:08	58	40:43	18	01:03	56	25:43	21	
22.	1:25:00	2627	Staats, Karl	Male 30-34	Pine Plains	NY	15:57	46	02:23	74	38:50	12	01:18	76	26:32	27	
23.	1:25:14	2545	Chong, Asher	Male 30-34	New York	NY	15:50	42	01:26	29	45:01	46	00:58	49	21:59	4	
24.	1:25:30	2585	Lantz, Jonathan	Male 40-44	Beacon	NY	16:06	48	01:19	27	42:04	23	00:42	21	25:19	18	
25.	1:25:46	2666	Boyko, Arthur	Male 55-59	Poughkeepsie	NY	11:01	3	00:40	5	43:52	36	00:38	17	29:35	53	





























Overall Results

Plac	Finish	Bib	Name	AG	City	Stat	Swim	Swim	T1	T1	Bike	Bike	T2	T2	Run	Run	Nat.
26.	1:25:54	2646	George, Michael	Male 30-34	Pine Plains	NY	16:19	51	02:08	60	42:08	25	00:50	39	24:29	12	
27.	1:26:28	2594	Moorfoot, Richard	Male 35-39	Clifton Park	NY	15:47	40	01:56	50	42:47	30	00:46	29	25:12	17	
28.	1:27:09	2614	Rizik, Anastasia	Female 35-39	Wappingers Falls	NY	13:24	14	01:31	36	43:25	34	01:13	73	27:36	34	
29.	1:27:30	2551	Demis, Jim	Male 60-64	New Paltz	NY	15:31	35	01:29	35	43:46	35	00:46	30	25:58	23	
30.	1:27:41	2610	Philipps, Mark	Male 30-34	New York	NY	15:53	44	02:17	69	42:07	24	01:02	54	26:22	26	
31.	1:28:02	2607	Ouimet, Patricia	Female 60-64	Millbrook	NY	15:03	28	00:58	15	43:54	37	00:56	45	27:11	31	
32.	1:28:20	2552	Denham, Dr. Tom	Male 55-59	Delmar	NY	15:18	33	01:04	19	43:05	32	00:16	1	28:37	43	
33.	1:28:57	2642	Whitney, Richard	Male 40-44	New Paltz	NY	14:31	19	01:27	31	45:33	51	00:31	11	26:55	30	
34.	1:31:03	2618	Schwab, Benjamin	Male 45-49	Clifton Park	NY	15:00	27	02:08	59	45:00	45	00:58	48	27:57	38	
35.	1:31:16	2571	Hickson, Ryan	Male 20-24	Cambridge	MA	15:12	31	01:08	20	44:54	44	00:30	10	29:32	52	
36.	1:31:21	2599	Nadeau, Simone	Female 35-39	Saratoga Springs	NY	15:34	36	01:58	52	42:52	31	01:04	60	29:53	55	
37.	1:31:38	2592	Mercurio, Dominick	Male 75-79	Cottkill	NY	16:23	52	00:44	7	44:21	40	00:44	25	29:26	50	
38.	1:31:50	2635	Vara, Robert	Male 60-64	Carmel	NY	19:17	83	01:39	41	40:51	19	00:48	35	29:15	46	
39.	1:32:36	2588	Macneil, Nicola	Female 50-54	Rotterdam Junction	NY	15:36	38	01:10	21	45:23	49	01:00	50	29:27	51	
40.	1:32:46	2631	Lurie, David	Male 30-34	Hyde Park	NY	16:18	50	01:47	42	43:56	38	00:33	14	30:12	58	
41.	1:32:52	2566	Graminski, Mark	Male 65-69	Red Hook	NY	14:55	26	02:48	94	39:50	15	01:33	89	33:46	76	
42.	1:32:53	2540	Brutvan, Marty	Male 50-54	Gardiner	NY	20:58	103	01:53	49	45:09	47	00:52	40	24:01	10	
43.	1:33:03	2613	Reis, Dawn	Female 50-54	Warnerville	NY	15:05	29	01:17	26	47:28	58	00:44	26	28:29	41	
44.	1:33:18	2597	Moyer, Christopher	Male 30-34	Clinton Corners	NY	16:16	49	02:06	56	45:57	52	01:26	82	27:33	33	
45.	1:33:29	2530	Bernasconi, Sarah	Female 20-24	Selkirk	NY	12:33	8	01:26	30	46:44	55	00:41	18	32:05	67	
46.	1:33:46	2608	Pardoe, James	Male 30-34	Wassaic	NY	17:13	64	01:30	34	44:29	41	01:12	71	29:22	49	
47.	1:34:00	2600	Nadel, David	Male 55-59	Brooklyn	NY	17:05	61	02:25	77	46:27	54	01:08	68	26:55	29	
48.	1:34:28	2498	Cadenhead, Bruce	Male 60-64	Dobbs Ferry	NY	14:39	21	02:11	64	44:47	43	00:48	37	32:03	66	
49.	1:34:47	2576	Horrevoets, Matthew	Male 45-49	Circleville	NY	17:17	66	02:24	76	45:15	48	01:22	79	28:29	42	
50.	1:35:32	2637	Vnuk, Steve	Male 65-69	Delmar	NY	17:20	67	01:19	28	42:46	29	01:04	59	33:03	71	
51.	1:36:25	2542	Cain, Thomas	Male 55-59	Lagrangeville	NY	19:41	89	02:43	92	42:39	27	02:06	111	29:16	47	






















Overall Results

Plac	Finish	Bib	Name	AG	City	Stat	Swim	Swim	T1	T1	Bike	Bike	T2	T2	Run	Run	Nat.
52.	1:36:37	2654	Cheung, Byron	Male 45-49	Hastings On	NY	19:43	90	02:19	71	44:30	42	02:15	116	27:50	36	
53.	1:36:50	2644	Zoeller, Steven	Male 60-64	Lagrangeville	NY	17:00	59	03:14	106	41:13	20	01:28	86	33:55	78	
54.	1:36:55	2649	Rumschik, Sean	Male 40-44	New York	NY	16:33	54	03:15	107	48:09	59	00:53	42	28:05	39	
55.	1:38:13	2667	Moine, Frederic	Male 50-54	Pine Plains	NY	20:32	100	01:16	25	45:27	50	01:14	72	29:44	54	
56.	1:40:01	2556	Doherty, Michael	Male 45-49	Austin	TX	17:32	70	01:29	33	46:18	53	02:02	107	32:40	69	
57.	1:41:16	2620	Seicol, Andrew	Male 35-39	White Plains	NY	14:19	17	02:41	90	49:27	70	01:26	83	33:23	74	
58.	1:41:46	2527	Becker, Jim	Male 75-79	Woodstock	NY	15:22	34	02:04	54	48:57	64	00:24	4	34:59	83	
59.	1:42:06	2647	Hernandez, Lauren	Female 25-29	Beacon	NY	14:42	22	02:11	62	56:34	100	00:32	15	28:07	40	
60.	1:42:12	2653	Cleary, Andrew	Male 55-59	New York	NY	17:04	60	03:06	103	52:07	83	01:59	104	27:56	37	
61.	1:42:29	2638	Vogel, Matt	Male 25-29	Hawthorne	NY	25:28	121	01:15	24	50:28	76	00:27	6	24:51	15	
62.	1:42:31	2612	Rath, Ashley	Female 35-39	New York	NY	15:51	43	02:04	55	54:16	87	01:01	51	29:19	48	
63.	1:42:34	2651	Mann, Jennifer	Female 35-39	Otisville	NY	18:56	80	01:52	47	46:50	56	01:01	52	33:55	77	
64.	1:42:39	2555	Doherty, Jennifer	Female 55-59	High Falls	NY	16:46	56	01:50	45	49:27	71	01:15	74	33:21	73	
65.	1:43:04	2604	Offen, Sara	Female 40-44	Atlanta	GA	20:56	101	02:15	66	49:22	69	01:19	78	29:12	45	
66.	1:43:07	2580	Kennedy, John	Male 65-69	Roswell	GA	19:36	86	01:57	51	48:09	60	02:00	106	31:25	64	
67.	1:43:23	2661	Shanker, Alan	Male 70-74	Stamford	CT	19:08	82	02:15	67	48:40	63	01:45	95	31:35	65	
68.	1:43:45	2533	Boldiston, Christopher	Male 65-69	Albany	NY	16:59	58	01:50	46	49:41	74	01:07	67	34:08	80	
69.	1:44:12	2664	Vettoretti, Diana	Female 55-59	Armonk	NY	19:23	84	02:56	98	50:37	77	01:08	69	30:08	57	
70.	1:45:04	2529	Belliveau, Ryan	Male 40-44	Red Hook	NY	22:31	110	02:58	101	49:07	67	01:26	84	29:02	44	
71.	1:45:24	2617	Schumm, Sabrina	Female 30-34	New York	NY	18:48	77	02:53	97	50:53	78	01:33	90	31:17	63	
72.	1:47:27	2531	Bhagare, Ashish	Male 50-54	Cheshire	CT	17:09	63	05:10	124	49:00	65	02:31	121	33:37	75	
73.	1:47:40	2623	Shulman, Noah	Male 25-29	Pine Plains	NY	23:13	115	02:03	53	48:12	62	00:55	44	33:17	72	
74.	1:47:51	2557	English-Bowers, Molly	Female 60-64	Liverpool	NY	19:49	92	01:50	44	49:34	73	01:38	93	35:00	84	
75.	1:47:51	2658	Nollen, Tim	Male 50-54	Hastings On	NY	20:09	94	02:34	84	50:28	75	01:55	99	32:45	70	
76.	1:48:16	2629	Tanzillo, Andrew	Male 55-59	Hudson	NY	18:54	78	01:53	48	51:05	80	02:11	114	34:13	82	
77.	1:48:45	2499	Yabu, Toshiyuki	Male 45-49	Glen Rock	NJ	22:02	107	04:15	121	49:31	72	01:55	100	31:02	61	



Overall Results



Plac	Finish	Bib	Name	AG	City	Stat	Swim	Swim	T1	T1	Bike	Bike	T2	T2	Run	Run	Nat.
78.	1:49:18	2536	Briggs, Robert	Male 30-34	Hawthorne	NY	20:21	97	03:22	109	54:30	88	01:01	53	30:04	56	
79.	1:49:38	2501	Turkington, Mark	Male 80-84	Bolton	CT	17:37	71	01:28	32	47:16	57	01:27	85	41:50	105	
80.	1:49:53	2636	Vergel De Dios, John	Male 50-54	Glen Rock	NJ	24:31	118	02:28	81	49:06	66	02:44	122	31:04	62	
81.	1:51:12	2639	Votano, Theresa	Female 55-59	Carmel	NY	23:11	113	01:15	23	49:12	68	00:53	43	36:41	87	
82.	1:51:20	2655	Fonseca, Carlos	Male 15-19	South Salem	NY	13:02	12	01:31	37	59:00	105	00:53	41	36:54	89	
83.	1:51:54	2563	Garcia, Lew	Male 40-44	Astoria	NY	19:05	81	02:21	72	53:13	85	01:33	91	35:42	86	
84.	1:52:28	2657	Miller, Aiden	Male 15-19	New York	NY	17:14	65	02:10	61	55:15	93	00:42	22	37:07	90	
85.	1:52:41	2603	Nunn, George	Male 55-59	Pine Plains	NY	14:17	16	02:26	78	51:04	79	00:58	47	43:56	113	
86.	1:53:22	2561	Gac-Chlebosz,	Female 40-44	New Paltz	NY	23:13	114	02:07	57	55:01	91	00:29	9	32:32	68	
87.	1:53:25	2611	Norena, Sebastian	Male 40-44	New York	NY	20:11	95	02:34	83	51:18	81	01:07	66	38:15	96	
88.	1:54:12	2645	Villagra, Cristina	Female 55-59	New York	NY	15:53	45	02:39	89	59:49	108	01:48	97	34:03	79	
89.	1:54:12	2643	Wienke, Brittany	Female 30-34	Brooklyn	NY	18:20	73	03:57	118	52:03	82	02:12	115	37:40	92	
90.	1:54:52	2587	Lopane, Kelly	Female 30-34	Millerton	NY	16:24	53	01:38	39	54:47	90	01:25	81	40:38	102	
91.	1:55:05	2539	Brown, Christine	Female 40-44	Ancramdale	NY	18:44	75	02:28	80	52:31	84	02:09	112	39:13	100	
92.	1:55:23	2565	Germann, Carl	Male 55-59	New York	NY	17:21	68	02:13	65	58:21	104	00:45	24	36:43	88	
93.	1:56:26	2628	Stebbins, Hallie	Female 35-39	Jersey City	NJ	21:18	104	02:37	87	48:10	61	02:30	120	41:51	106	
94.	1:57:09	2524	Altman, Andrew	Male 55-59	Great Neck	NY	20:28	98	03:01	102	1:02:01	112	00:46	32	30:53	60	
95.	2:00:12	2564	Gardner, Cynthia	Female 70-74	Pittsfield	MA	17:25	69	04:09	120	1:02:05	113	02:21	118	34:12	81	
96.	2:00:13	2598	Moyles, Jennifer	Female 40-44	Hopewell jct	NY	20:57	102	02:48	93	59:58	109	01:02	55	35:28	85	
97.	2:00:17	2641	Wassmuth, Lucas	Male 15-19	Hicksville	NY	21:36	105	00:57	14	56:15	98	02:24	119	39:05	99	
98.	2:00:57	2652	Deagan, John	Male 40-44	Mahopac	NY	16:57	57	02:47	95	55:56	97	01:39	92	43:38	112	
99.	2:01:20	2660	Schroder, Anthony	Male 65-69	Middletown	NY	20:30	99	02:32	82	53:52	86	02:03	110	42:23	109	
100.	2:02:33	2640	Wassmuth, Scott	Male 50-54	Hicksville	NY	19:24	85	02:26	79	54:35	89	01:53	98	44:15	115	
101.	2:02:55	2575	Horrevoets, Leah	Female 45-49	Circleville	NY	22:50	111	02:43	91	57:43	103	01:56	101	37:43	93	
102.	2:03:07	2605	Olander, Kurt	Male 65-69	Pine Bush	NY	20:12	96	02:36	86	59:15	106	03:18	123	37:46	94	
103.	2:03:33	2663	Suspanic, Ryan	Male 35-39	New York	NY	16:00	47	03:35	114	1:05:44	117	01:06	64	37:08	91	




Overall Results

Plac	Finish	Bib	Name	AG	City	Stat	Swim	Swim	T1	T1	Bike	Bike	T2	T2	Run	Run	Nat.
104.	2:03:34	2619	Sciacca, M Dean	Male 60-64	Poughkeepsie	NY	18:04	72	03:34	112	55:29	95	01:56	102	44:31	117	
105.	2:05:27	2634	Vaculik, Tom	Male 55-59	Poughkeepsie	NY	20:02	93	03:12	105	55:49	96	01:02	57	45:22	120	
106.	2:06:29	2583	Landau, Melissa Anne	Female 60-64	Oak Hill	VA	22:50	112	01:50	43	57:21	102	02:02	109	42:26	110	
107.	2:08:16	2543	Chaix, Marco	Male 20-24	Brooklyn	NY	25:27	120	04:00	119	56:32	99	02:08	113	40:09	101	
108.	2:08:41	2596	Motykievicz, Michal	Male 40-44	Brooklyn	NY	24:15	117	02:38	88	56:48	101	01:59	105	43:01	111	
109.	2:08:53	2544	Chaix, Jean Kim	Male 55-59	Brooklyn	NY	18:46	76	06:00	126	55:20	94	04:05	124	44:42	118	
110.	2:09:38	2616	Rouge, Karine	Female 40-44	New York	NY	22:16	108	03:54	117	59:49	107	01:47	96	41:52	107	
111.	2:09:43	2602	Nero, Janine	Female 35-39	White Plains	NY	18:31	74	02:48	96	1:02:12	114	01:10	70	45:02	119	
112.	2:09:59	2622	Shay, Lisa	Female 55-59	Clinton Corners	NY	24:00	116	03:34	111	55:11	92	00:31	13	46:43	122	
113.	2:10:16	2549	Day, Stephen	Male 25-29	New York	NY	17:08	62	04:47	122	1:07:35	121	02:16	117	38:30	97	
114.	2:11:08	2526	AuClaire, Mary	Female 45-49	Millerton	NY	19:39	88	03:37	115	1:05:03	116	00:43	23	42:06	108	
115.	2:11:21	2534	Boyles, Danielle	Female 30-34	Pine Plains	NY	28:55	124	02:23	75	1:00:55	110	00:30	12	38:38	98	
116.	2:11:37	2586	Lewis, Kelly	Female 30-34	Albany	NY	19:47	91	02:16	68	1:07:32	120	00:49	38	41:13	104	
117.	2:11:57	2630	Thompson, Lori	Female 55-59	Wappingers Falls	NY	26:02	122	05:12	125	1:01:09	111	01:22	80	38:12	95	
118.	2:14:38	2577	Hurt, Melissa	Female 45-49	Delmar	NY	18:55	79	02:21	73	1:06:28	118	01:19	77	45:35	121	
119.	2:16:00	2574	Hogan, Bridget	Female 20-24	Lagrangeville	NY	15:48	41	04:55	123	1:07:06	119	01:06	63	47:05	124	
120.	2:23:06	2546	Ciccotelli, Heather	Female 45-49	Sharon	CT	28:39	123	03:34	113	1:04:34	115	01:58	103	44:21	116	
121.	2:32:36	2606	Olivares, Silvia	Female 35-39	Brooklyn	NY	33:41	126	02:56	99	1:14:38	122	00:41	19	40:40	103	
122.	2:34:15	2659	Rossi, Barbara	Female 55-59	New York	NY	21:37	106	03:17	108	1:24:13	124	01:07	65	44:01	114	
123.	2:36:35	2570	Hersch, Eva	Female 25-29	Norwalk	CT	28:56	125	03:22	110	1:15:46	123	01:41	94	46:50	123	

Sprint AquaBike





1.	49:27	2502	Halstead, Mike	Male 55-59	Stone Ridge	NY	11:59	1	00:43	1	36:45	1	-1	-1	
2.	1:20:11	2500	Naranjo, Alfonso	Male 65-69	Beacon	NY	25:02	2	02:46	2	52:23	2	-1	-1	

Sprint Relay Team

1.	01:25:01	128	LHY Whipper Snappers,		Mount Tabor	NJ	00:09:56	1	00:00:39	2	00:46:23	3	00:00:27	2	00:27:34	1	
----	----------	-----	-----------------------	--	-------------	----	----------	---	----------	---	----------	---	----------	---	----------	---	---



Overall Results

Plac	Finish	Bib	Name	AG	City	Stat	Swim	Swim	T1	T1	Bike	Bike	T2	T2	Run	Run	Nat.
2.	01:36:40	130	Bells Pond Blazers,		Hudson	NY	00:16:30	3	00:00:45	3	00:44:56	1	00:01:44	5	00:32:43	3	
3.	01:47:13	126	Speed,		Kingston	NY	00:13:10	2	00:01:00	4	01:01:24	5	00:00:28	3	00:31:09	2	
4.	01:52:45	129	Team Bodden,		Canton	GA	00:17:30	4	00:02:15	5	00:46:05	2	00:00:29	4	00:46:25	5	
5.	02:02:04	127	THE FONZIS,		South Salem	NY	00:24:48	5	00:00:33	1	00:56:04	4	00:00:27	1	00:40:10	4	

Number of records: 130






Top 3 Awards




Place	Finish Time	Bib	Name	City	State	Nat.	Swim	T1	Bike	T2	Run	AG
-------	-------------	-----	------	------	-------	------	------	----	------	----	-----	----

Sprint Triathlon

Female



1.	1:16:51	2650	Stambaugh, Hannah	Brooklyn	NY		13:14	01:00	37:42	00:42	24:13	Female 30-34
2.	1:20:32	2573	Hineman, Anna	Red Hook	NY		10:35	01:40	40:01	01:04	27:12	Female 45-49
3.	1:27:09	2614	Rizik, Anastasia	Wappingers Falls	NY		13:24	01:31	43:25	01:13	27:36	Female 35-39

Male




1.	1:01:45	2665	Zoarets, Roe	Eilat			09:57	00:29	32:36	00:23	18:20	Male 30-34
2.	1:11:34	2554	Dillon, Sean	Fishkill	NY		12:02	00:37	36:15	00:25	22:15	Male 30-34
3.	1:11:36	2624	Sikorski, Michael	New York	NY		11:49	00:46	37:00	00:47	21:14	Male 40-44

Sprint AquaBike

Male

1.	49:27	2502	Halstead, Mike	Stone Ridge	NY		11:59	00:43	36:45			Male 55-59
2.	1:20:11	2500	Naranjo, Alfonso	Beacon	NY		25:02	02:46	52:23			Male 65-69

Sprint Relay Team

1.	01:25:01	128	LHY Whipper Snappers,	Mount Tabor	NJ		00:09:56	00:00:39	00:46:23	00:00:27	00:27:34	
2.	01:36:40	130	Bells Pond Blazers,	Hudson	NY		00:16:30	00:00:45	00:44:56	00:01:44	00:32:43	
3.	01:47:13	126	Speed,	Kingston	NY		00:13:10	00:01:00	01:01:24	00:00:28	00:31:09	



Age Group Awards Sprint Triathlon



Place	Finish	Bib	Name	City	State	Swim	T1	Bike	T2	Run	Nat.
Sprint Triathlon											
Female 70-74											
1.	2:00:12	2564	Gardner, Cynthia	Pittsfield	MA	17:25	04:09	1:02:05	02:21	34:12	
Female 60-64											
1.	1:28:02	2607	Ouimet, Patricia	Millbrook	NY	15:03	00:58	43:54	00:56	27:11	
2.	1:47:51	2557	English-Bowers, Molly	Liverpool	NY	19:49	01:50	49:34	01:38	35:00	
3.	2:06:29	2583	Landau, Melissa Anne	Oak Hill	VA	22:50	01:50	57:21	02:02	42:26	
Female 55-59											
1.	1:42:39	2555	Doherty, Jennifer	High Falls	NY	16:46	01:50	49:27	01:15	33:21	
2.	1:44:12	2664	Vettoretti, Diana	Armonk	NY	19:23	02:56	50:37	01:08	30:08	
3.	1:51:12	2639	Votano, Theresa	Carmel	NY	23:11	01:15	49:12	00:53	36:41	
Female 50-54											
1.	1:32:36	2588	Macneil, Nicola	Rotterdam Junction	NY	15:36	01:10	45:23	01:00	29:27	
2.	1:33:03	2613	Reis, Dawn	Warnerville	NY	15:05	01:17	47:28	00:44	28:29	
Female 45-49											
1.	2:02:55	2575	Horrevoets, Leah	Circleville	NY	22:50	02:43	57:43	01:56	37:43	
2.	2:11:08	2526	AuClaire, Mary	Millerton	NY	19:39	03:37	1:05:03	00:43	42:06	
3.	2:14:38	2577	Hurt, Melissa	Delmar	NY	18:55	02:21	1:06:28	01:19	45:35	
Female 40-44											
1.	1:43:04	2604	Offen, Sara	Atlanta	GA	20:56	02:15	49:22	01:19	29:12	
2.	1:53:22	2561	Gac-Chlebosz, Agnieszka	New Paltz	NY	23:13	02:07	55:01	00:29	32:32	
3.	1:55:05	2539	Brown, Christine	Ancramdale	NY	18:44	02:28	52:31	02:09	39:13	



Age Group Awards Sprint Triathlon



Place	Finish	Bib	Name	City	State	Swim	T1	Bike	T2	Run	Nat.
Female 35-39											
1.	1:31:21	2599	Nadeau, Simone	Saratoga Springs	NY	15:34	01:58	42:52	01:04	29:53	
2.	1:42:31	2612	Rath, Ashley	New York	NY	15:51	02:04	54:16	01:01	29:19	
3.	1:42:34	2651	Mann, Jennifer	Otisville	NY	18:56	01:52	46:50	01:01	33:55	
Female 30-34											
1.	1:45:24	2617	Schumm, Sabrina	New York	NY	18:48	02:53	50:53	01:33	31:17	
2.	1:54:12	2643	Wienke, Brittany	Brooklyn	NY	18:20	03:57	52:03	02:12	37:40	
3.	1:54:52	2587	Lopane, Kelly	Millerton	NY	16:24	01:38	54:47	01:25	40:38	
Female 25-29											
1.	1:42:06	2647	Hernandez, Lauren	Beacon	NY	14:42	02:11	56:34	00:32	28:07	
2.	2:36:35	2570	Hersch, Eva	Norwalk	CT	28:56	03:22	1:15:46	01:41	46:50	
Female 20-24											
1.	1:33:29	2530	Bernasconi, Sarah	Selkirk	NY	12:33	01:26	46:44	00:41	32:05	
2.	2:16:00	2574	Hogan, Bridget	Lagrangeville	NY	15:48	04:55	1:07:06	01:06	47:05	
Male 80-84											
1.	1:49:38	2501	Turkington, Mark	Bolton	CT	17:37	01:28	47:16	01:27	41:50	
Male 75-79											
1.	1:31:38	2592	Mercurio, Dominick	Cottkill	NY	16:23	00:44	44:21	00:44	29:26	
2.	1:41:46	2527	Becker, Jim	Woodstock	NY	15:22	02:04	48:57	00:24	34:59	
Male 70-74											
1.	1:43:23	2661	Shanker, Alan	Stamford	CT	19:08	02:15	48:40	01:45	31:35	



Age Group Awards Sprint Triathlon






Place	Finish	Bib	Name	City	State	Swim	T1	Bike	T2	Run	Nat.
Male 65-69											
1.	1:32:52	2566	Graminski, Mark	Red Hook	NY	14:55	02:48	39:50	01:33	33:46	
2.	1:35:32	2637	Vnuk, Steve	Delmar	NY	17:20	01:19	42:46	01:04	33:03	
3.	1:43:07	2580	Kennedy, John	Roswell	GA	19:36	01:57	48:09	02:00	31:25	
Male 60-64											
1.	1:22:50	2584	Landau, Doug	Herndon	VA	15:09	00:44	38:42	00:27	27:48	
2.	1:27:30	2551	Demis, Jim	New Paltz	NY	15:31	01:29	43:46	00:46	25:58	
3.	1:31:50	2635	Vara, Robert	Carmel	NY	19:17	01:39	40:51	00:48	29:15	
Male 55-59											
1.	1:22:30	2632	Thurston, Donald	Pine Bush	NY	12:51	00:55	42:27	00:46	25:31	
2.	1:25:46	2666	Boyko, Arthur	Poughkeepsie	NY	11:01	00:40	43:52	00:38	29:35	
3.	1:28:20	2552	Denham, Dr. Tom	Delmar	NY	15:18	01:04	43:05	00:16	28:37	
Male 50-54											
1.	1:20:30	2559	Fernando, Christopher	Albany	NY	14:35	01:04	38:58	00:46	25:07	
2.	1:23:00	2568	Harke, Michael	Richmond	MA	11:20	00:56	43:13	00:57	26:34	
3.	1:32:53	2540	Brutvan, Marty	Gardiner	NY	20:58	01:53	45:09	00:52	24:01	
Male 45-49											
1.	1:11:56	2662	Shatynski, Todd	Altamont	NY	12:04	00:45	35:54	00:46	22:27	
2.	1:22:40	2578	Wright, Nathan	New York	NY	13:48	02:17	38:44	01:32	26:19	
3.	1:24:28	2553	Diaz, Gonzalo	Saratoga Springs	NY	14:22	01:33	40:12	02:02	26:19	
Male 40-44											
1.	1:18:33	2615	Roman, Brandon	High Falls	NY	14:55	00:54	39:08	00:47	22:49	
2.	1:20:31	2581	Knickerbocker, Bruce	Pine Plains	NY	14:52	00:52	38:12	01:05	25:30	






Age Group Awards Sprint Triathlon

Place	Finish	Bib	Name	City	State	Swim	T1	Bike	T2	Run	Nat.
3.	1:24:51	2537	Brill, Jacob	Millbrook	NY	15:14	02:08	40:43	01:03	25:43	




Male 35-39

1.	1:21:16	2626	Solomon, Adam	Clinton Corners	NY	14:45	03:45	38:04	00:47	23:55	
2.	1:26:28	2594	Moorfoot, Richard	Clifton Park	NY	15:47	01:56	42:47	00:46	25:12	
3.	1:41:16	2620	Seicol, Andrew	White Plains	NY	14:19	02:41	49:27	01:26	33:23	



Male 30-34

1.	1:13:33	2648	Kelly, Ethan	Montgomery	NY	15:38	00:34	36:05	00:35	20:41	
2.	1:22:15	2609	Phifer, Thomas	Philadelphia	PA	19:37	01:14	35:50	01:04	24:30	
3.	1:25:00	2627	Staats, Karl	Pine Plains	NY	15:57	02:23	38:50	01:18	26:32	




Male 25-29

1.	1:22:36	2528	Belardo, Luke	Pine Plains	NY	15:34	01:00	42:03	00:17	23:42	
2.	1:23:52	2541	Cahez, Jacques	New York	NY	12:57	02:35	41:15	01:17	25:48	
3.	1:42:29	2638	Vogel, Matt	Hawthorne	NY	25:28	01:15	50:28	00:27	24:51	


Male 20-24

1.	1:31:16	2571	Hickson, Ryan	Cambridge	MA	15:12	01:08	44:54	00:30	29:32	
2.	2:08:16	2543	Chaix, Marco	Brooklyn	NY	25:27	04:00	56:32	02:08	40:09	

Male 15-19

1.	1:51:20	2655	Fonseca, Carlos	South Salem	NY	13:02	01:31	59:00	00:53	36:54	
2.	1:52:28	2657	Miller, Aiden	New York	NY	17:14	02:10	55:15	00:42	37:07	
3.	2:00:17	2641	Wassmuth, Lucas	Hicksville	NY	21:36	00:57	56:15	02:24	39:05	

Male 10-14

1.	1:22:18	2572	Christmann, Roan	New Haven	CT	12:44	00:35	43:59	00:28	24:32	
----	---------	------	------------------	-----------	----	-------	-------	-------	-------	-------	---

