

WES - Ticonderoga Triathlon Festival - 20240615



Overall Results

Place	Finish	Bib	Name	AG	City	State	Swim	Swim Rank	T1	T1 Rank	Bike	Bike Rank	T2	T2 Rank	Run	Run Rank	Nat.
Olympic Triathlon																	
1.	2:03:37	2468	Smith, Todd	Male 50-54	Bristol	VT	23:39	4	01:15	10	1:02:04	3	00:50	13	35:49	1	
2.	2:08:35	2416	Mohr, Lucas	Male 25-29	Ohlungen		22:40	2	00:44	3	1:02:55	4	00:49	11	41:27	4	
3.	2:08:58	2344	Crave, Matthew	Male 45-49	Schenectady	NY	27:16	14	00:57	6	58:09	1	01:01	24	41:35	5	
4.	2:15:57	2486	Trout, Tara	Female 40-44	Brooklyn	NY	24:22	6	00:58	7	1:04:28	9	00:54	20	45:15	16	
5.	2:17:03	2397	Kendall, Paul	Male 40-44	Ballston Lake	NY	27:14	13	01:41	21	1:03:51	8	01:08	32	43:09	10	
6.	2:17:13	2484	Thiele, Dillon	Male 40-44	Bondville	VT	25:49	10	00:55	5	1:06:33	17	00:49	12	43:07	9	
7.	2:18:16	2313	Antonisse, Noel	Male 25-29	Brooklyn	NY	24:44	7	00:33	2	1:05:09	10	01:05	30	46:45	24	
8.	2:18:46	2373	Leonard, Colin	Male 20-24	Slingerlands	NY	22:42	3	01:25	12	1:07:44	20	00:56	21	45:59	19	
9.	2:19:30	2497	Emeka, Amon	Male 55-59	Saratoga Springs	NY	22:17	1	01:42	22	1:07:08	18	00:40	5	47:43	29	
10.	2:20:02	2363	Flynn, Kevin	Male 35-39	Brooklyn	NY	29:10	22	00:46	4	1:05:36	12	00:45	9	43:45	12	
11.	2:20:07	2361	Flack, Kyle	Male 35-39	Georgetown	KY	30:14	28	01:52	28	1:00:20	2	01:16	40	46:25	21	
12.	2:21:02	2308	Wells, Joseph	Male 35-39	Vergennes	VT	26:01	12	00:58	8	1:03:00	5	01:15	37	49:48	38	
13.	2:21:08	2360	Ehmann, Katie	Female 30-34	Ballston Spa	NY	28:13	16	01:39	20	1:06:29	15	00:54	19	43:53	13	
14.	2:22:15	2442	Prom, Riley	Male 30-34	South Burlington	VT	30:48	31	01:29	14	1:03:30	7	00:41	7	45:47	18	
15.	2:22:40	2417	Mulder, Mark	Male 65-69	Burlington	VT	28:20	17	00:29	1	1:03:14	6	00:45	10	49:52	39	
16.	2:24:26	2406	Lydon, Nicholas	Male 20-24	Clifton Park	NY	25:58	11	02:02	31	1:05:25	11	01:22	46	49:39	36	
17.	2:26:20	2448	Rogers, Kelly	Female 35-39	Castleton	VT	28:40	19	01:42	24	1:07:45	21	01:03	27	47:10	27	
18.	2:27:13	2473	Stalker, Michael	Male 60-64	Chestertown	NY	32:45	50	01:40	19	1:06:22	14	01:26	49	45:00	15	
19.	2:27:37	2356	Doster, Megan	Female 25-29	Queensbury	NY	33:11	51	01:49	27	1:10:37	26	00:51	15	41:09	3	
20.	2:28:09	2310	Allott, Jim	Male 65-69	Wilton	NY	31:18	36	01:38	18	1:06:32	16	00:58	23	47:43	30	
21.	2:28:46	2382	Henck, Colin	Male 45-49	Albany	NY	28:59	21	02:08	39	1:05:41	13	01:15	38	50:43	43	
22.	2:29:21	2403	Little, Harrison	Male 35-39	Enfield	NH	23:56	5	02:35	51	1:15:17	43	02:10	68	45:23	17	
23.	2:29:54	2359	Fernando, Christopher	Male 50-54	Albany	NY	29:55	25	01:33	16	1:10:48	27	01:32	53	46:06	20	
24.	2:31:35	2450	Roquigny, Max	Male 25-29	Gonnelieu		30:53	32	01:26	11	1:18:36	53	00:27	2	40:13	2	
25.	2:32:23	2353	Diaz, Gonzalo	Male 45-49	Saratoga Springs	NY	30:30	29	02:01	30	1:10:32	25	02:08	67	47:12	28	



WES - Ticonderoga Triathlon Festival - 20240615



Overall Results

Place	Finish	Bib	Name	AG	City	State	Swim	Swim Rank	T1	T1 Rank	Bike	Bike Rank	T2	T2 Rank	Run	Run Rank	Nat.
26.	2:32:54	2366	Gallo, Rosario	Male 40-44	Queensbury	NY	34:49	55	02:17	44	1:08:14	23	00:30	3	47:04	25	
27.	2:33:50	2462	Sergott, Neil	Male 50-54	Clifton Park	NY	33:13	52	02:05	37	1:15:04	42	00:41	6	42:47	7	
28.	2:34:34	2485	Traub, Kyle	Male 35-39	Amityville	NY	27:57	15	02:02	33	1:15:40	45	00:57	22	47:58	31	
29.	2:35:06	2323	Brown, Stephen	Male 40-44	Montpelier	VT	31:46	40	04:00	73	1:11:43	28	02:43	77	44:54	14	
30.	2:35:58	2479	Strebel, Brian	Male 35-39	Ballston Spa	NY	33:37	53	02:16	43	1:12:20	31	01:05	31	46:40	23	
31.	2:36:04	2430	Palmer, Brett	Male 30-34	Plattsburgh	NY	31:57	42	04:07	74	1:14:55	41	02:36	74	42:29	6	
32.	2:36:47	2472	Spann, Rick	Male 60-64	Cranbury	NJ	35:18	59	02:03	34	1:12:06	30	00:50	14	46:30	22	
33.	2:36:55	2407	Lydon, Russell	Male 55-59	Clifton Park	NY	34:16	54	02:43	56	1:08:27	24	01:37	55	49:52	40	
34.	2:37:02	2339	Corazza, Laura	Female 25-29	Montréal		30:13	27	02:03	32	1:13:40	38	01:04	28	50:02	42	
35.	2:37:07	2414	Meekins, Kris	Male 65-69	Ashville	NY	28:48	20	01:27	13	1:07:14	19	01:04	28	58:34	62	
36.	2:37:15	2312	Antonisse, Larisa	Female 30-34	Silver Spring	MD	25:41	9	01:46	25	1:18:37	54	01:10	35	50:01	41	
37.	2:37:53	2446	Robson, Guy	Male 65-69	Fairport	NY	30:39	30	01:16	9	1:13:04	35	01:49	58	51:05	46	
38.	2:38:41	2401	Lantz, Jonathan	Male 40-44	Beacon	NY	35:24	61	02:39	53	1:12:36	33	00:53	18	47:09	26	
39.	2:39:10	2405	Loughran, Andrew	Male 25-29	Denville	NJ	31:21	38	02:53	59	1:13:27	37	00:36	4	50:53	44	
40.	2:39:22	2383	Hendricks, Julia	Female 15-19	Clifton Park	NY	32:11	45	02:04	35	1:19:26	59	02:18	69	43:23	11	
41.	2:39:44	2432	Parker, Craig	Male 55-59	East Hampton	CT	29:32	24	02:43	55	1:14:54	40	01:32	52	51:03	45	
42.	2:39:55	2300	Anderson, Aaron	Male 35-39	Syracuse	NY	31:48	41	02:56	60	1:12:28	32	01:24	48	51:19	48	
43.	2:40:11	2474	Stalker, Beth	Female 65-69	Chestertown	NY	31:31	39	02:19	46	1:15:28	44	02:28	72	48:25	32	
44.	2:40:27	2418	Nadeau, Simone	Female 35-39	Saratoga Springs	NY	32:07	43	02:13	41	1:11:50	29	01:53	59	52:24	53	
45.	2:40:52	2475	Stallsmith, Jonathan	Male 35-39	Concord	NH	35:00	57	02:58	61	1:07:49	22	01:45	57	53:20	54	
46.	2:41:05	2421	Neumann, Jeffrey	Male 20-24	Novato	CA	29:29	23	03:23	69	1:18:47	56	00:52	17	48:34	34	
47.	2:42:04	2445	Redington, James	Male 25-29	Westfield	NJ	31:19	37	02:39	54	1:13:12	36	01:29	50	53:25	55	
48.	2:42:05	2367	Garcia-Gallet, Victor	Male 20-24	New Rochelle	NY	30:08	26	01:37	17	1:26:53	67	00:24	1	43:03	8	
49.	2:42:28	2420	Naso, Jasmine	Female 35-39	Dorchester	MA	32:09	44	02:05	36	1:17:37	52	02:05	65	48:32	33	
50.	2:42:54	2419	Nash, Jessica	Female 45-49	Troy	NY	28:38	18	03:32	71	1:16:43	49	02:42	76	51:19	47	
51.	2:43:26	2350	Demos, Nick	Male 60-64	Queensbury	NY	38:14	69	01:49	26	1:12:46	34	01:09	34	49:28	35	



WES - Ticonderoga Triathlon Festival - 20240615











Overall Results







Place	Finish	Bib	Name	AG	City	State	Swim	Swim Rank	T1	T1 Rank	Bike	Bike Rank	T2	T2 Rank	Run	Run Rank	Nat.
52.	2:48:05	2408	Macneil, Nicola	Female 50-54	Rotterdam Junction	NY	32:29	46	01:42	23	1:17:17	50	01:18	43	55:19	57	
53.	2:48:09	2476	Starace, Richard	Male 60-64	Greenfield Center	NY	25:39	8	02:05	38	1:21:52	61	01:02	26	57:31	59	
54.	2:51:35	2320	Bienvenue, Joshua	Male 40-44	Arverne	NY	35:48	64	03:15	67	1:18:46	55	02:24	71	51:22	49	
55.	2:53:44	2375	Gleason, Dennis	Male 50-54	East Durham	NY	35:41	62	02:27	49	1:14:00	39	01:17	41	1:00:19	66	
56.	2:54:08	2321	Brocks, Rebecca	Female 40-44	Slingerlands	NY	39:14	73	01:31	15	1:15:56	46	00:52	16	56:35	58	
57.	2:54:18	2338	Connery, Brian	Male 45-49	New Hartford		30:55	33	01:59	29	1:19:01	58	02:02	62	1:00:21	67	
58.	2:55:06	2325	Burns, Mark	Male 60-64	South Glens Falls	NY	31:17	35	03:12	66	1:17:34	51	01:29	51	1:01:34	69	
59.	2:58:21	2348	Damato, Erin	Female 30-34	Boston	MA	35:42	63	02:28	48	1:23:35	64	01:36	54	55:00	56	
60.	2:58:41	2369	Gifford, Sasha	Female 35-39	Brooklyn	NY	37:38	68	02:51	57	1:24:45	65	01:21	45	52:06	50	
61.	2:59:06	2303	Hanson, Paul	Male 55-59	Waterford	NY	32:37	49	03:20	68	1:16:00	47	01:20	44	1:05:49	76	
62.	3:02:48	2374	Gleason, Colin	Male 20-24	East Durham	NY	35:02	58	02:37	52	1:25:40	66	01:16	39	58:13	61	
63.	3:03:33	2390	Iafrazi, Christopher	Male 30-34	Hilton	NY	30:59	34	05:36	82	1:36:17	81	01:00	25	49:41	37	
64.	3:05:39	2340	Correll, Edward	Male 50-54	Long Beach	NY	32:32	47	03:07	65	1:20:54	60	03:13	81	1:05:53	77	
65.	3:09:28	2315	Babich, Shawn	Male 25-29	Burlington	VT	35:50	65	04:18	77	1:29:38	74	02:07	66	57:35	60	
66.	3:12:20	2349	DeBlauw, Amanda	Female 30-34	Saratoga Springs	NY	40:42	75	02:51	58	1:22:26	63	03:01	80	1:03:20	71	
67.	3:13:36	2439	Poplaski, Tiffany	Female 35-39	Cheshire	MA	32:34	48	02:29	50	1:31:23	76	01:55	60	1:05:15	75	
68.	3:16:31	2413	Meehan, Thomas	Male 50-54	North Hudson	NY	45:41	79	02:18	45	1:27:18	68	01:18	42	59:56	63	
69.	3:18:37	2426	O'Connor, James	Male 55-59	Castleton On Hudson	NY	47:59	82	05:50	83	1:29:12	71	03:19	83	52:17	51	
70.	3:18:37	2427	O'Connor, Simon	Male 20-24	Castleton	NY	36:19	66	17:29	86	1:29:14	72	03:17	82	52:18	52	
71.	3:19:40	2306	Kapp, Joe	Male 60-64	Raritan	NJ	36:41	67	04:56	80	1:29:04	70	03:46	85	1:05:13	74	
72.	3:24:35	2435	Pekera, Morgan	Female 30-34	Brooklyn	NY	39:41	74	03:37	72	1:36:13	80	00:44	8	1:04:20	72	
73.	3:25:23	2490	Walley, Christine	Female 50-54	Gansevoort	NY	38:49	71	02:24	47	1:28:42	69	02:48	79	1:12:40	80	
74.	3:29:56	2355	Dorr, Mark	Male 50-54	Schenectady	NY	45:16	78	03:01	63	1:35:37	79	01:22	47	1:04:40	73	
75.	3:30:36	2491	Wearden, Lawrence	Male 30-34	Guilderland	NY	38:58	72	08:33	85	1:40:17	84	01:59	61	1:00:49	68	
76.	3:32:49	2372	Gleason, John	Male 55-59	New York	NY	35:20	60	02:11	40	1:19:00	57	02:46	78	1:33:32	86	
77.	3:34:21	2301	Cartwright, Stuart	Male 65-69	Wayland	MA	49:38	83	05:26	81	1:37:09	82	02:05	64	1:00:03	65	



Overall Results

Place	Finish	Bib	Name	AG	City	State	Swim	Swim Rank	T1	T1 Rank	Bike	Bike Rank	T2	T2 Rank	Run	Run Rank	Nat.
78.	3:39:39	2386	Hom, William	Male 35-39	Brooklyn	NY	1:04:32	85	02:59	62	1:29:22	73	01:09	33	1:01:37	70	
79.	3:39:57	2302	Cole, Peter	Male 35-39	Dryden	NY	49:54	84	04:16	75	1:29:54	75	01:38	56	1:14:15	81	
80.	3:40:28	2345	Crowley, Caitlin	Female 35-39	Ballston Spa	NY	47:26	81	03:28	70	1:22:25	62	03:26	84	1:23:43	84	
81.	3:44:07	2357	Drzymala, Jessica	Female 20-24	Nassau	NY	34:56	56	04:36	79	1:39:57	83	01:11	36	1:23:27	83	
82.	3:44:56	2396	Keller, Jonathan	Male 40-44	Woodside	NY	1:11:31	86	02:13	42	1:16:35	48	02:29	73	1:12:08	79	
83.	3:48:55	2381	Harvey, John	Male 65-69	Queensbury	NY	41:14	76	03:02	64	1:34:15	77	02:05	63	1:28:19	85	
84.	3:51:42	2322	Brown, Hannah	Female 35-39	Montpelier	VT	41:24	77	04:18	76	1:40:21	85	02:22	70	1:23:17	82	
85.	4:08:23	2317	Benner, Lydia	Female 25-29	Hershey	PA	47:15	80	07:41	84	2:10:50	86	02:40	75	59:57	64	

Olympic AquaBike

1.	1:49:24	2415	Midgett, Jocelyn	Female 35-39	East Arlington	VT	24:09	1	00:58	1	1:24:17	3	-1	-1	
2.	2:02:01	2316	Beitzel, Bill	Male 55-59	Gansevoort	NY	34:59	3	03:43	5	1:23:19	2	-1	-1	
3.	2:03:26	2482	Szczesniak, Chris	Male 35-39	Ballston Spa	NY	41:32	5	01:59	3	1:19:55	1	-1	-1	
4.	2:10:38	2436	Pekich, Michelle	Female 55-59	Portersville	PA	41:53	6	01:44	2	1:27:01	4	-1	-1	
5.	2:15:49	2424	Norris, Laura	Female 65-69	Manlius	NY	39:38	4	03:15	4	1:32:56	5	-1	-1	
6.	2:19:25	2364	Friauf, Janet	Female 60-64	Gansevoort	NY	32:41	2	09:33	6	1:37:11	6	-1	-1	

Number of records: 91



WES - Ticonderoga Triathlon Festival - 20240615



Top 3 Awards

Place	Finish Time	Bib	Name	City	State	Nat.	Swim	T1	Bike	T2	Run	AG
-------	-------------	-----	------	------	-------	------	------	----	------	----	-----	----

Olympic Triathlon

Female

1.	2:15:57	2486	Trout, Tara	Brooklyn	NY		24:22	00:58	1:04:28	00:54	45:15	Female 40-44
2.	2:21:08	2360	Ehmann, Katie	Ballston Spa	NY		28:13	01:39	1:06:29	00:54	43:53	Female 30-34
3.	2:26:20	2448	Rogers, Kelly	Castleton	VT		28:40	01:42	1:07:45	01:03	47:10	Female 35-39

Male

1.	2:03:37	2468	Smith, Todd	Bristol	VT		23:39	01:15	1:02:04	00:50	35:49	Male 50-54
2.	2:08:35	2416	Mohr, Lucas	Ohlungen	FR		22:40	00:44	1:02:55	00:49	41:27	Male 25-29
3.	2:08:58	2344	Crave, Matthew	Schenectady	NY		27:16	00:57	58:09	01:01	41:35	Male 45-49

Olympic AquaBike

Female

1.	1:49:24	2415	Midgett, Jocelyn	East Arlington	VT		24:09	00:58	1:24:17			Female 35-39
2.	2:10:38	2436	Pekich, Michelle	Portersville	PA		41:53	01:44	1:27:01			Female 55-59
3.	2:15:49	2424	Norris, Laura	Manlius	NY		39:38	03:15	1:32:56			Female 65-69

Male

1.	2:02:01	2316	Beitzel, Bill	Gansevoort	NY		34:59	03:43	1:23:19			Male 55-59
2.	2:03:26	2482	Szczesniak, Chris	Ballston Spa	NY		41:32	01:59	1:19:55			Male 35-39



WES - Ticonderoga Triathlon Festival - 20240615



Age Group Awards Olympic Triathlon

Place	Finish	Bib	Name	City	State	Swim	T1	Bike	T2	Run	Nat.
Olympic Triathlon											
Female 65-69											
1.	2:40:11	2474	Stalker, Beth	Chestertown	NY	31:31	02:19	1:15:28	02:28	48:25	
Female 50-54											
1.	2:48:05	2408	Macneil, Nicola	Rotterdam Junction	NY	32:29	01:42	1:17:17	01:18	55:19	
2.	3:25:23	2490	Walley, Christine	Gansevoort	NY	38:49	02:24	1:28:42	02:48	1:12:40	
Female 45-49											
1.	2:42:54	2419	Nash, Jessica	Troy	NY	28:38	03:32	1:16:43	02:42	51:19	
Female 40-44											
1.	2:54:08	2321	Brocks, Rebecca	Slingerlands	NY	39:14	01:31	1:15:56	00:52	56:35	
Female 35-39											
1.	2:40:27	2418	Nadeau, Simone	Saratoga Springs	NY	32:07	02:13	1:11:50	01:53	52:24	
2.	2:42:28	2420	Naso, Jasmine	Dorchester	MA	32:09	02:05	1:17:37	02:05	48:32	
3.	2:58:41	2369	Gifford, Sasha	Brooklyn	NY	37:38	02:51	1:24:45	01:21	52:06	
Female 30-34											
1.	2:37:15	2312	Antonisse, Larisa	Silver Spring	MD	25:41	01:46	1:18:37	01:10	50:01	
2.	2:58:21	2348	Damato, Erin	Boston	MA	35:42	02:28	1:23:35	01:36	55:00	
3.	3:12:20	2349	DeBlauw, Amanda	Saratoga Springs	NY	40:42	02:51	1:22:26	03:01	1:03:20	
Female 25-29											
1.	2:27:37	2356	Doster, Megan	Queensbury	NY	33:11	01:49	1:10:37	00:51	41:09	
2.	2:37:02	2339	Corazza, Laura	Montréal	QC	30:13	02:03	1:13:40	01:04	50:02	
3.	4:08:23	2317	Benner, Lydia	Hershey	PA	47:15	07:41	2:10:50	02:40	59:57	



WES - Ticonderoga Triathlon Festival - 20240615



Age Group Awards Olympic Triathlon

Place	Finish	Bib	Name	City	State	Swim	T1	Bike	T2	Run	Nat.
Female 20-24											
1.	3:44:07	2357	Drzymala, Jessica	Nassau	NY	34:56	04:36	1:39:57	01:11	1:23:27	
Female 15-19											
1.	2:39:22	2383	Hendricks, Julia	Clifton Park	NY	32:11	02:04	1:19:26	02:18	43:23	
Male 65-69											
1.	2:22:40	2417	Mulder, Mark	Burlington	VT	28:20	00:29	1:03:14	00:45	49:52	
2.	2:28:09	2310	Allott, Jim	Wilton	NY	31:18	01:38	1:06:32	00:58	47:43	
3.	2:37:07	2414	Meekins, Kris	Ashville	NY	28:48	01:27	1:07:14	01:04	58:34	
Male 60-64											
1.	2:27:13	2473	Stalker, Michael	Chestertown	NY	32:45	01:40	1:06:22	01:26	45:00	
2.	2:36:47	2472	Spann, Rick	Cranbury	NJ	35:18	02:03	1:12:06	00:50	46:30	
3.	2:43:26	2350	Demos, Nick	Queensbury	NY	38:14	01:49	1:12:46	01:09	49:28	
Male 55-59											
1.	2:19:30	2497	Emeka, Amon	Saratoga Springs	NY	22:17	01:42	1:07:08	00:40	47:43	
2.	2:36:55	2407	Lydon, Russell	Clifton Park	NY	34:16	02:43	1:08:27	01:37	49:52	
3.	2:39:44	2432	Parker, Craig	East Hampton	CT	29:32	02:43	1:14:54	01:32	51:03	
Male 50-54											
1.	2:29:54	2359	Fernando, Christopher	Albany	NY	29:55	01:33	1:10:48	01:32	46:06	
2.	2:33:50	2462	Sergott, Neil	Clifton Park	NY	33:13	02:05	1:15:04	00:41	42:47	
3.	2:53:44	2375	Gleason, Dennis	East Durham	NY	35:41	02:27	1:14:00	01:17	1:00:19	
Male 45-49											
1.	2:28:46	2382	Henck, Colin	Albany	NY	28:59	02:08	1:05:41	01:15	50:43	



WES - Ticonderoga Triathlon Festival - 20240615



Age Group Awards Olympic Triathlon

Place	Finish	Bib	Name	City	State	Swim	T1	Bike	T2	Run	Nat.
2.	2:32:23	2353	Diaz, Gonzalo	Saratoga Springs	NY	30:30	02:01	1:10:32	02:08	47:12	
3.	2:54:18	2338	Connery, Brian	New Hartford	NY	30:55	01:59	1:19:01	02:02	1:00:21	

Male 40-44

1.	2:17:03	2397	Kendall, Paul	Ballston Lake	NY	27:14	01:41	1:03:51	01:08	43:09	
2.	2:17:13	2484	Thiele, Dillon	Bondville	VT	25:49	00:55	1:06:33	00:49	43:07	
3.	2:32:54	2366	Gallo, Rosario	Queensbury	NY	34:49	02:17	1:08:14	00:30	47:04	

Male 35-39

1.	2:20:02	2363	Flynn, Kevin	Brooklyn	NY	29:10	00:46	1:05:36	00:45	43:45	
2.	2:20:07	2361	Flack, Kyle	Georgetown	KY	30:14	01:52	1:00:20	01:16	46:25	
3.	2:21:02	2308	Wells, Joseph	Vergennes	VT	26:01	00:58	1:03:00	01:15	49:48	

Male 30-34

1.	2:22:15	2442	Prom, Riley	South Burlington	VT	30:48	01:29	1:03:30	00:41	45:47	
2.	2:36:04	2430	Palmer, Brett	Plattsburgh	NY	31:57	04:07	1:14:55	02:36	42:29	
3.	3:03:33	2390	Iafrazi, Christopher	Hilton	NY	30:59	05:36	1:36:17	01:00	49:41	

Male 25-29

1.	2:18:16	2313	Antonisse, Noel	Brooklyn	NY	24:44	00:33	1:05:09	01:05	46:45	
2.	2:31:35	2450	Roquigny, Max	Gonnelieu		30:53	01:26	1:18:36	00:27	40:13	
3.	2:39:10	2405	Loughran, Andrew	Denville	NJ	31:21	02:53	1:13:27	00:36	50:53	

Male 20-24

1.	2:18:46	2373	Leonard, Colin	Slingerlands	NY	22:42	01:25	1:07:44	00:56	45:59	
2.	2:24:26	2406	Lydon, Nicholas	Clifton Park	NY	25:58	02:02	1:05:25	01:22	49:39	
3.	2:41:05	2421	Neumann, Jeffrey	Novato	CA	29:29	03:23	1:18:47	00:52	48:34	

