


























Overall Results

Place	Finish	Bib	Name	AG	City	State	Swim	Swim Rank	T1	T1 Rank	Bike	Bike Rank	T2	T2 Rank	Run	Run Rank	Nat.
Triathlon																	
1.	48:51	113	Hilson-Schneider, Hans	Male 25-29	Brooklyn	NY	06:14	2	00:27	2	31:54	1	00:33	16	09:43	1	
2.	54:28	116	McGrew, Ian	Male 35-39	Kingston	NY	07:34	7	00:53	11	33:19	2	00:35	18	12:07	6	
3.	55:08	105	Bakker, Michael	Male 60-64	New Paltz	NY	08:25	19	00:36	6	33:20	3	00:28	12	12:19	7	
4.	55:16	109	Brutvan, Lydia	Female 20-24	Gardiner	NY	06:13	1	00:37	4	35:58	5	00:24	7	12:04	5	
5.	56:37	121	Roman, Brandon	Male 40-44	High Falls	NY	07:01	5	01:15	26	36:25	7	00:27	10	11:29	3	
6.	58:10	670	Flynn, Kevin	Male 35-39	Brooklyn	NY	07:38	10	00:36	3	36:26	8	00:23	5	13:07	11	
7.	58:39	662	Engel, Nils	Male 55-59	Highland	NY	08:59	29	00:37	5	35:50	4	00:43	28	12:30	8	
8.	59:26	671	Eisenhandler, Mark	Male 50-54	New Paltz	NY	09:35	37	00:40	8	36:22	6	00:52	41	11:57	4	
9.	59:41	623	Seeley, Zoe	Female 15-19	Schenectady	NY	07:38	9	00:47	9	39:37	14	00:47	33	10:52	2	
10.	1:00:06	613	Milite, Jordan	Male 25-29	Saugerties	NY	08:26	20	01:00	14	37:17	9	00:37	19	12:46	9	
11.	1:00:25	120	Palsgraf, Valerie	Female 20-24	Solymar		06:42	4	00:17	1	39:21	13	00:19	2	13:46	18	
12.	1:01:34	629	Graham, Ryan	Male 35-39	Highland	NY	07:46	11	01:23	30	38:18	10	00:47	34	13:20	13	
13.	1:02:20	108	Brutvan, Marty	Male 50-54	Gardiner	NY	09:18	36	01:04	16	38:39	11	00:27	11	12:52	10	
14.	1:03:27	664	Thompson, Doug	Male 60-64	New Paltz	NY	07:30	6	00:38	7	39:39	15	00:25	8	15:15	30	
15.	1:04:39	612	Mazzella, Danielle	Female 45-49	New Paltz	NY	09:52	39	01:06	20	39:06	12	00:45	31	13:50	19	
16.	1:04:45	124	Murray, Emma	Female 15-19	Gansevoort	NY	09:05	32	00:58	12	41:07	19	00:25	9	13:10	12	
17.	1:05:27	128	Schindler, Steve	Male 65-69	Hurley	NY	07:50	12	01:28	32	41:17	21	00:45	30	14:07	22	
18.	1:05:38	126	Learn, Roger	Male 70-74	Troy	PA	08:30	22	01:13	25	40:20	17	00:54	43	14:41	26	
19.	1:06:31	663	Schoonmaker, Dylan	Male 30-34	New Paltz	NY	09:17	35	01:12	24	41:17	20	00:40	24	14:05	20	
20.	1:07:27	112	Harrod-McGrew, Anna	Female 40-44	Kingston	NY	09:53	40	00:52	10	42:25	23	00:48	36	13:29	16	
21.	1:07:45	669	Boyko, Arthur	Male 60-64	New Paltz	NY	06:42	3	01:01	15	43:54	26	00:40	20	15:28	32	
22.	1:07:45	125	Murray, Sophia	Female 15-19	Gansevoort	NY	07:52	13	01:07	21	41:07	18	00:48	35	16:51	39	
23.	1:08:16	110	Cadenhead, Bruce	Male 60-64	Dobbs Ferry	NY	08:30	23	01:39	37	41:37	22	00:46	32	15:44	33	
24.	1:08:58	127	Ouimet, Patricia	Female 65-69	Millbrook	NY	08:25	18	01:24	31	43:48	25	00:39	21	14:42	27	
25.	1:09:58	620	Ross, Zechariah	Male 30-34	Akron	OH	08:38	26	00:59	13	46:27	36	00:24	6	13:30	15	










Overall Results

Place	Finish	Bib	Name	AG	City	State	Swim	Swim Rank	T1	T1 Rank	Bike	Bike Rank	T2	T2 Rank	Run	Run Rank	Nat.
26.	1:10:16	625	Slavin, Sean	Male 50-54	Red Hook	NY	08:13	16	01:53	44	40:08	16	00:51	40	19:11	53	
27.	1:11:05	606	Edmonds, Asher	Male 10-14	Cooperstown	NY	07:34	8	01:09	22	46:51	39	00:52	42	14:39	25	
28.	1:11:24	118	Miller, Richard	Male 70-74	Accord	NY	09:07	33	01:04	19	43:25	24	01:01	45	16:47	38	
29.	1:11:34	611	Kristofik, Michael	Male 65-69	Rhinebeck	NY	08:35	24	01:53	43	44:23	28	00:48	37	15:55	34	
30.	1:11:42	608	Gill, Meghan	Female 40-44	New Paltz	NY	08:20	17	01:33	33	46:15	34	00:40	22	14:54	29	
31.	1:12:01	691	Demis, James	Male 60-64	New Paltz	NY	08:45	27	01:17	27	46:59	40	00:31	15	14:29	24	
32.	1:12:17	690	Lanza, Gianangelo	Male 15-19	Saratoga Springs	NY	11:12	47	02:08	47	44:45	30	00:33	17	13:39	17	
33.	1:12:56	628	Madey, Anya	Female 10-14	Ghent	NY	08:28	21	01:11	23	48:56	45	00:16	1	14:05	21	
34.	1:13:42	614	Miller, Maxwell	Male 15-19	New York	NY	11:07	46	02:08	48	46:19	35	00:43	27	13:25	14	
35.	1:13:46	672	Verhaegh, Jens	Male 45-49	Accord	NY	09:17	34	01:36	34	46:38	37	01:23	53	14:52	28	
36.	1:14:32	626	Truslow, Erin	Female 55-59	Wallkill	NY	09:45	38	01:48	41	45:11	32	01:15	50	16:33	37	
37.	1:14:38	106	Bankowski, Michelle	Female 55-59	Poughkeepsie	NY	10:11	41	01:36	36	44:14	27	01:07	46	17:30	43	
38.	1:15:27	115	Lopane, Kelly	Female 30-34	Millerton	NY	08:37	25	01:21	28	46:44	38	01:09	48	17:36	44	
39.	1:16:35	624	Shurter, Wayne	Male 65-69	Pine Bush	NY	11:31	50	02:17	52	45:06	31	01:24	54	16:17	36	
40.	1:16:39	665	Hyland, Julie	Female 55-59	New Paltz	NY	11:01	44	02:38	57	44:42	29	01:08	47	17:10	40	
41.	1:16:54	604	Edmonds, Ezekiel	Male 10-14	Cooperstown	NY	08:08	14	01:03	17	48:10	44	01:21	51	18:12	48	
42.	1:16:54	605	Edmonds, Josh	Male 35-39	Cooperstown	NY	08:08	15	01:04	18	48:08	43	01:22	52	18:12	49	
43.	1:17:40	667	Stephens, Anthony	Male 65-69	Ulster Park	NY	11:20	48	02:15	50	47:43	41	00:58	44	15:24	31	
44.	1:18:01	622	Schweppe, Michael	Male 60-64	Germantown	NY	10:30	42	01:41	39	46:13	33	01:34	55	18:03	47	
45.	1:18:17	616	Nollen, Tim	Male 55-59	Hastings On Hudson	NY	11:02	45	02:26	56	48:01	42	00:44	29	16:04	35	
46.	1:20:27	692	Nosanchuk, Phischer	Male 15-19	New York	NY	11:41	52	01:55	45	52:01	47	00:29	13	14:21	23	
47.	1:21:28	615	Morrow, Allison	Female 40-44	New York	NY	09:04	31	01:21	29	51:12	46	01:38	56	18:13	50	
48.	1:23:48	689	Becker, Jim	Male 80-84	Woodstock	NY	08:49	28	02:20	54	53:29	48	00:41	25	18:29	51	
49.	1:27:45	107	Boyles, Danielle	Female 35-39	Pine Plains	NY	12:12	54	01:46	40	55:40	49	00:40	23	17:27	42	
50.	1:35:35	602	Bettina, Anthony	Male 30-34	Poughkeepsie	NY	19:54	57	01:50	42	55:44	50	00:24	4	17:43	45	
51.	1:35:37	600	Abramson, Emily	Female 30-34	Hudson	NY	11:37	51	01:40	38	59:59	51	00:19	3	22:02	55	



Overall Results

Place	Finish	Bib	Name	AG	City	State	Swim	Swim Rank	T1	T1 Rank	Bike	Bike Rank	T2	T2 Rank	Run	Run Rank	Nat.
52.	1:35:49	673	Altman, Andrew	Male 60-64	Great Neck	NY	11:43	53	02:26	55	1:03:40	53	00:49	39	17:11	41	
53.	1:37:42	621	Ross, Sierra	Female 30-34	Akron	OH	11:24	49	02:18	53	1:04:17	54	01:10	49	18:33	52	
54.	1:38:15	617	O'Kula, Andrew	Male 25-29	Saugerties	NY	16:08	56	02:13	49	1:01:09	52	00:49	38	17:56	46	
55.	1:42:29	609	Hepp, Flora	Female 25-29	Malden	MA	08:59	30	01:37	35	1:11:54	56	00:30	14	19:29	54	
56.	1:53:04	123	Rossi, Barbara	Female 55-59	New York	NY	13:13	55	02:16	51	1:10:48	55	00:42	26	26:05	56	

Number of records: 56





Top 3 Awards

Place	Finish Time	Bib	Name	City	State	Nat.	Swim	T1	Bike	T2	Run	AG
Triathlon												
Female												
1.	55:16	109	Brutvan, Lydia	Gardiner	NY		06:13	00:37	35:58	00:24	12:04	Female 20-24
2.	59:41	623	Seeley, Zoe	Schenectady	NY		07:38	00:47	39:37	00:47	10:52	Female 15-19
3.	1:00:25	120	Palsgraf, Valerie	Solymar			06:42	00:17	39:21	00:19	13:46	Female 20-24
Male												
1.	48:51	113	Hilson-Schneider, Hans	Brooklyn	NY		06:14	00:27	31:54	00:33	09:43	Male 25-29
2.	54:28	116	McGrew, Ian	Kingston	NY		07:34	00:53	33:19	00:35	12:07	Male 35-39
3.	55:08	105	Bakker, Michael	New Paltz	NY		08:25	00:36	33:20	00:28	12:19	Male 60-64





Age Group Awards

Place	Finish	Bib	Name	City	State	Swim	T1	Bike	T2	Run	Nat.
Triathlon											
Female 65-69											
1.	1:08:58	127	Ouimet, Patricia	Millbrook	NY	08:25	01:24	43:48	00:39	14:42	
Female 55-59											
1.	1:14:32	626	Truslow, Erin	Wallkill	NY	09:45	01:48	45:11	01:15	16:33	
2.	1:14:38	106	Bankowski, Michelle	Poughkeepsie	NY	10:11	01:36	44:14	01:07	17:30	
3.	1:16:39	665	Hyland, Julie	New Paltz	NY	11:01	02:38	44:42	01:08	17:10	
Female 45-49											
1.	1:04:39	612	Mazzella, Danielle	New Paltz	NY	09:52	01:06	39:06	00:45	13:50	
Female 40-44											
1.	1:07:27	112	Harrod-McGrew, Anna	Kingston	NY	09:53	00:52	42:25	00:48	13:29	
2.	1:11:42	608	Gill, Meghan	New Paltz	NY	08:20	01:33	46:15	00:40	14:54	
3.	1:21:28	615	Morrow, Allison	New York	NY	09:04	01:21	51:12	01:38	18:13	
Female 35-39											
1.	1:27:45	107	Boyles, Danielle	Pine Plains	NY	12:12	01:46	55:40	00:40	17:27	
Female 30-34											
1.	1:15:27	115	Lopane, Kelly	Millerton	NY	08:37	01:21	46:44	01:09	17:36	
2.	1:35:37	600	Abramson, Emily	Hudson	NY	11:37	01:40	59:59	00:19	22:02	
3.	1:37:42	621	Ross, Sierra	Akron	OH	11:24	02:18	1:04:17	01:10	18:33	
Female 25-29											
1.	1:42:29	609	Hepp, Flora	Malden	MA	08:59	01:37	1:11:54	00:30	19:29	





Age Group Awards

Place	Finish	Bib	Name	City	State	Swim	T1	Bike	T2	Run	Nat.
Female 15-19											
1.	1:04:45	124	Murray, Emma	Gansevoort	NY	09:05	00:58	41:07	00:25	13:10	
2.	1:07:45	125	Murray, Sophia	Gansevoort	NY	07:52	01:07	41:07	00:48	16:51	
Female 10-14											
1.	1:12:56	628	Madey, Anya	Ghent	NY	08:28	01:11	48:56	00:16	14:05	
Male 80-84											
1.	1:23:48	689	Becker, Jim	Woodstock	NY	08:49	02:20	53:29	00:41	18:29	
Male 70-74											
1.	1:05:38	126	Learn, Roger	Troy	PA	08:30	01:13	40:20	00:54	14:41	
2.	1:11:24	118	Miller, Richard	Accord	NY	09:07	01:04	43:25	01:01	16:47	
Male 65-69											
1.	1:05:27	128	Schindler, Steve	Hurley	NY	07:50	01:28	41:17	00:45	14:07	
2.	1:11:34	611	Kristofik, Michael	Rhinebeck	NY	08:35	01:53	44:23	00:48	15:55	
3.	1:16:35	624	Shurter, Wayne	Pine Bush	NY	11:31	02:17	45:06	01:24	16:17	
Male 60-64											
1.	1:03:27	664	Thompson, Doug	New Paltz	NY	07:30	00:38	39:39	00:25	15:15	
2.	1:07:45	669	Boyko, Arthur	New Paltz	NY	06:42	01:01	43:54	00:40	15:28	
3.	1:08:16	110	Cadenhead, Bruce	Dobbs Ferry	NY	08:30	01:39	41:37	00:46	15:44	
Male 55-59											
1.	58:39	662	Engel, Nils	Highland	NY	08:59	00:37	35:50	00:43	12:30	
2.	1:18:17	616	Nollen, Tim	Hastings On Hudson	NY	11:02	02:26	48:01	00:44	16:04	





Age Group Awards

Place	Finish	Bib	Name	City	State	Swim	T1	Bike	T2	Run	Nat.
Male 50-54											
1.	59:26	671	Eisenhandler, Mark	New Paltz	NY	09:35	00:40	36:22	00:52	11:57	
2.	1:02:20	108	Brutvan, Marty	Gardiner	NY	09:18	01:04	38:39	00:27	12:52	
3.	1:10:16	625	Slavin, Sean	Red Hook	NY	08:13	01:53	40:08	00:51	19:11	
Male 45-49											
1.	1:13:46	672	Verhaegh, Jens	Accord	NY	09:17	01:36	46:38	01:23	14:52	
Male 40-44											
1.	56:37	121	Roman, Brandon	High Falls	NY	07:01	01:15	36:25	00:27	11:29	
Male 35-39											
1.	58:10	670	Flynn, Kevin	Brooklyn	NY	07:38	00:36	36:26	00:23	13:07	
2.	1:01:34	629	Graham, Ryan	Highland	NY	07:46	01:23	38:18	00:47	13:20	
3.	1:16:54	605	Edmonds, Josh	Cooperstown	NY	08:08	01:04	48:08	01:22	18:12	
Male 30-34											
1.	1:06:31	663	Schoonmaker, Dylan	New Paltz	NY	09:17	01:12	41:17	00:40	14:05	
2.	1:09:58	620	Ross, Zechariah	Akron	OH	08:38	00:59	46:27	00:24	13:30	
3.	1:35:35	602	Bettina, Anthony	Poughkeepsie	NY	19:54	01:50	55:44	00:24	17:43	
Male 25-29											
1.	1:00:06	613	Milite, Jordan	Saugerties	NY	08:26	01:00	37:17	00:37	12:46	
2.	1:38:15	617	O'Kula, Andrew	Saugerties	NY	16:08	02:13	1:01:09	00:49	17:56	
Male 15-19											
1.	1:12:17	690	Lanza, Gianangelo	Saratoga Springs	NY	11:12	02:08	44:45	00:33	13:39	
2.	1:13:42	614	Miller, Maxwell	New York	NY	11:07	02:08	46:19	00:43	13:25	





Age Group Awards

Place	Finish	Bib	Name	City	State	Swim	T1	Bike	T2	Run	Nat.
3.	1:20:27	692	Nosanchuk, Phischer	New York	NY	11:41	01:55	52:01	00:29	14:21	

Male 10-14

1.	1:11:05	606	Edmonds, Asher	Cooperstown	NY	07:34	01:09	46:51	00:52	14:39	
2.	1:16:54	604	Edmonds, Ezekiel	Cooperstown	NY	08:08	01:03	48:10	01:21	18:12	

