

WES - Ticonderoga Triathlon Festival - 20260620



Overall Results

Place	Finish	Bib	Name	AG	City	State	Swim	Swim Rank	T1	T1 Rank	Bike	Bike Rank	T2	T2 Rank	Run	Run Rank	Nat.
Olympic Triathlon																	
1.	2:06:26	725	Crave, Matthew	Male 45-49	Schenectady	NY	26:40	4	00:57	1	57:05	1	01:03	17	40:41	1	
2.	2:17:09	780	Lounsbery, Lauren	Female 30-34	Poestenkill	NY	25:26	2	01:32	6	1:08:06	9	00:57	14	41:08	2	
3.	2:17:36	1165	Touve, Jess	Female 25-29	Watertown	NY	23:23	1	01:27	5	1:08:26	12	00:37	5	43:43	4	
4.	2:19:10	757	Heim, Harrison	Male 25-29	Derby	VT	29:21	10	01:44	16	1:05:02	4	00:48	9	42:15	3	
5.	2:21:17	875	Prom, Riley	Male 30-34	South Burlington	VT	30:49	20	01:42	14	1:03:51	2	00:41	7	44:14	5	
6.	2:24:29	713	Carr, Michelle	Female 35-39	Schenectady	NY	30:31	18	01:59	22	1:06:02	6	01:01	16	44:56	6	
7.	2:28:25	1166	Traub, Kyle	Male 35-39	Amityville	NY	30:11	13	02:19	33	1:06:13	7	00:50	12	48:52	17	
8.	2:28:45	1176	Allott, Jim	Male 65-69	Wilton	NY	30:57	21	01:24	4	1:06:33	8	00:48	10	49:03	19	
9.	2:29:49	740	Fernando, Christopher	Male 55-59	Albany	NY	30:07	12	01:59	23	1:08:10	10	01:32	38	48:01	14	
10.	2:29:55	792	Mulder, Mark	Male 65-69	Burlington	VT	29:01	7	01:08	2	1:04:55	3	00:54	13	53:57	32	
11.	2:30:42	789	Minnick, Dylan	Male 20-24	New York	NY	29:12	8	01:22	3	1:11:01	15	01:15	26	47:52	13	
12.	2:32:08	1160	Stalker, Michael	Male 60-64	Chestertown	NY	33:09	33	01:42	13	1:05:56	5	01:03	20	50:18	24	
13.	2:34:46	890	Rancourt, Brian	Male 45-49	Delmar	NY	30:40	19	03:17	48	1:12:24	17	01:29	35	46:56	9	
14.	2:35:16	706	Benson, Terry	Male 50-54	Queensbury	NY	34:40	38	01:49	18	1:08:28	13	01:59	48	48:20	15	
15.	2:35:22	1188	Nadeau, Simone	Female 40-44	Saratoga Springs	NY	32:09	25	02:08	25	1:09:31	14	02:06	49	49:28	21	
16.	2:35:23	946	Sergott, Neil	Male 55-59	Clifton Park	NY	32:29	28	01:49	19	1:13:20	18	00:36	4	47:09	10	
17.	2:36:07	1189	Diaz, Gonzalo	Male 45-49	Saratoga Springs	NY	31:00	22	01:41	10	1:11:28	16	02:16	52	49:42	22	
18.	2:37:10	787	Stalker, Beth	Female 65-69	Chestertown	NY	30:23	17	02:15	32	1:14:12	20	01:31	37	48:49	16	
19.	2:41:56	1182	Hamilton, Ed	Male 55-59	Kinderhook	NY	29:36	11	02:12	28	1:15:10	22	01:37	41	53:21	29	
20.	2:42:06	942	Scall, Rachel	Female 35-39	Brooklyn	NY	25:42	3	02:03	24	1:15:09	21	00:44	8	58:28	42	
21.	2:42:27	941	Salazar, Andrea	Female 25-29	New York	NY	30:14	15	02:33	37	1:18:00	30	01:21	31	50:19	25	
22.	2:43:32	1037	Spann, Rick	Male 60-64	Fernandina Beach	FL	36:00	45	03:01	45	1:15:50	25	01:03	19	47:38	12	
23.	2:44:18	739	Fenton, Daniel	Male 35-39	Georgia	VT	31:21	24	02:46	41	1:14:06	19	01:46	44	54:19	34	
24.	2:44:33	948	Shenton, Matt	Male 30-34	Brooklyn	NY	32:50	31	02:49	43	1:15:43	24	01:33	39	51:38	27	
25.	2:44:57	917	Rokoszak, Pawel	Male 45-49	Staten Island	NY	28:23	6	01:43	15	1:17:15	28	01:06	24	56:30	37	



WES - Ticonderoga Triathlon Festival - 20260620










Overall Results




Place	Finish	Bib	Name	AG	City	State	Swim	Swim Rank	T1	T1 Rank	Bike	Bike Rank	T2	T2 Rank	Run	Run Rank	Nat.
26.	2:46:25	744	Fufa, Duretti	Female 45-49	New York	NY	33:26	34	01:37	8	1:24:05	45	01:15	28	46:02	7	
27.	2:46:57	790	Mohr, Kevin	Male 50-54	Jersey City	NJ	27:03	5	01:42	11	1:20:21	38	01:05	23	56:46	39	
28.	2:47:47	936	Ross, Zechariah	Male 30-34	Akron	OH	34:36	37	01:47	17	1:21:50	41	00:34	2	49:00	18	
29.	2:48:23	776	Kurkjian, Chris	Male 65-69	Ballston Lake	NY	35:51	42	02:19	34	1:19:00	32	01:47	45	49:26	20	
30.	2:49:25	751	Hanson, Paul	Male 60-64	Clifton Park	NY	30:20	16	02:13	29	1:08:24	11	01:30	36	1:06:58	55	
31.	2:49:29	798	OToole, Mike	Male 50-54	Mechanicville	NY	35:54	43	02:32	36	1:15:27	23	01:58	47	53:38	31	
32.	2:51:16	923	Rokoszak, Malgorzata	Female 45-49	Staten Island	NY	31:11	23	01:34	7	1:20:58	39	01:03	18	56:30	38	
33.	2:51:40	1010	Soto, Stephanie	Female 30-34	Ballston Lake	NY	29:12	9	01:54	21	1:25:50	49	01:15	27	53:29	30	
34.	2:51:57	1167	Vara, Brett	Male 20-24	Clifton Park	NY	35:03	40	03:19	49	1:17:51	29	02:47	57	52:57	28	
35.	2:53:12	741	Feygels, Lev	Male 45-49	Staten Island	NY	32:16	26	02:09	26	1:27:25	54	00:15	1	51:07	26	
36.	2:53:12	949	Simpson, Charles	Male 30-34	Burlington	VT	34:10	36	02:31	35	1:21:16	40	01:00	15	54:15	33	
37.	2:53:20	738	Duboscq, Oliver	Male 20-24	Cranford	NJ	40:07	57	04:07	55	1:19:04	34	02:44	56	47:18	11	
38.	2:55:31	1059	Nash, Jessica	Female 50-54	Troy	NY	30:13	14	02:13	31	1:19:48	36	02:20	54	1:00:57	46	
39.	2:55:33	872	Poskitt, Jay	Male 25-29	Hoboken	NJ	35:55	44	02:42	40	1:26:27	52	00:35	3	49:54	23	
40.	2:56:56	799	Palmer, Brett	Male 30-34	Plattsburgh	NY	37:39	52	03:24	50	1:20:04	37	01:27	34	54:22	35	
41.	2:57:29	730	Demeter, Andrew	Male 25-29	Brooklyn	NY	39:54	56	04:30	56	1:25:10	47	01:44	43	46:11	8	
42.	2:58:14	1174	Desmnie, David	Male 50-54	ValatieValatie	NY	34:02	35	02:56	44	1:19:32	35	01:52	46	59:52	44	
43.	2:58:14	1180	Zate, Lucy	Female 20-24	Middlebury	VT	38:07	54	01:54	20	1:16:18	26	02:09	50	59:46	43	
44.	2:59:13	709	Bosman, Marie	Female 60-64	Schenectady	NY	32:25	27	02:35	38	1:16:36	27	02:10	51	1:05:27	53	
45.	3:01:42	810	Peck, Mark	Male 40-44	Skaneateles	NY	37:06	48	02:40	39	1:24:58	46	02:23	55	54:35	36	
46.	3:03:08	1185	Bahar, Nina	Female 35-39	Albany	NY	37:31	49	03:03	46	1:23:59	44	01:20	30	57:15	40	
47.	3:05:56	714	Carrier, AJ	Male 60-64	Rexford	NY	35:25	41	04:00	54	1:25:58	51	02:16	53	58:17	41	
48.	3:06:06	1175	Waterhouse, Jim	Male 70-74	Valatie	NY	37:52	53	03:13	47	1:21:52	42	01:42	42	1:01:27	47	
49.	3:06:11	754	Harvey, Lindsay	Female 45-49	Stillwater	NY	32:36	29	02:09	27	1:25:56	50	01:21	32	1:04:09	51	
50.	3:06:23	717	Chase, Lindsey	Female 30-34	Pittsford	NY	32:50	32	02:13	30	1:25:44	48	01:26	33	1:04:10	52	
51.	3:07:10	711	Burns, Mark	Male 60-64	South Glens Falls	NY	34:53	39	03:49	53	1:18:44	31	01:38	40	1:08:06	56	



Overall Results

Place	Finish	Bib	Name	AG	City	State	Swim	Swim Rank	T1	T1 Rank	Bike	Bike Rank	T2	T2 Rank	Run	Run Rank	Nat.
52.	3:08:58	746	Geldres, Cedric	Male 35-39	Wallkill	NY	36:53	46	05:40	58	1:22:27	43	01:09	25	1:02:49	49	
53.	3:10:30	720	Ciprietti, Christopher	Male 35-39	New York	NY	37:01	47	01:42	12	1:29:11	56	01:05	22	1:01:31	48	
54.	3:12:58	753	Harris, David	Male 60-64	Morrisonville	NY	37:35	50	03:25	51	1:19:03	33	02:52	58	1:10:03	57	
55.	3:15:27	703	Bankowski, Michelle	Female 55-59	Poughkeepsie	NY	39:42	55	02:48	42	1:27:44	55	01:18	29	1:03:55	50	
56.	3:15:33	1161	Sutch, Tom	Male 40-44	Brooklyn	NY	46:03	58	01:41	9	1:27:03	53	00:50	11	59:56	45	
57.	3:25:30	825	Pekera, Morgan	Female 30-34	Brooklyn	NY	37:37	51	03:33	52	1:38:09	57	00:38	6	1:05:33	54	
58.	3:44:16	742	Fiorentine, Kelly	Female 35-39	Morris Plains	NJ	32:40	30	04:31	57	1:47:54	58	01:04	21	1:18:07	58	

Olympic AquaBike

1.	1:45:28	708	Bosman, Johan	Male 65-69	Schenectady	NY	31:56	1	02:06	1	1:11:26	1		-1		-1	
2.	1:53:21	797	Oriel, Bryan	Male 55-59	Fairport	NY	32:46	2	02:33	2	1:18:02	2		-1		-1	
3.	2:10:47	846	Pekich, Michelle	Female 60-64	Portersville	PA	38:46	3	02:44	3	1:29:17	3		-1		-1	

Number of records: 61



WES - Ticonderoga Triathlon Festival - 20260620



Top 3 Awards

Place	Finish Time	Bib	Name	City	State	Nat.	Swim	T1	Bike	T2	Run	AG
-------	-------------	-----	------	------	-------	------	------	----	------	----	-----	----

Olympic Triathlon

Female

1.	2:17:09	780	Lounsbery, Lauren	Poestenkill	NY		25:26	01:32	1:08:06	00:57	41:08	Female 30-34
2.	2:17:36	1165	Touve, Jess	Watertown	NY		23:23	01:27	1:08:26	00:37	43:43	Female 25-29
3.	2:24:29	713	Carr, Michelle	Schenectady	NY		30:31	01:59	1:06:02	01:01	44:56	Female 35-39

Male

1.	2:06:26	725	Crave, Matthew	Schenectady	NY		26:40	00:57	57:05	01:03	40:41	Male 45-49
2.	2:19:10	757	Heim, Harrison	Derby	VT		29:21	01:44	1:05:02	00:48	42:15	Male 25-29
3.	2:21:17	875	Prom, Riley	South Burlington	VT		30:49	01:42	1:03:51	00:41	44:14	Male 30-34

Olympic AquaBike

Female

1.	2:10:47	846	Pekich, Michelle	Portersville	PA		38:46	02:44	1:29:17			Female 60-64
----	---------	-----	------------------	--------------	----	--	-------	-------	---------	--	--	--------------

Male

1.	1:45:28	708	Bosman, Johan	Schenectady	NY		31:56	02:06	1:11:26			Male 65-69
2.	1:53:21	797	Oriel, Bryan	Fairport	NY		32:46	02:33	1:18:02			Male 55-59



WES - Ticonderoga Triathlon Festival - 20260620



Age Group Awards Olympic Triathlon

Place	Finish	Bib	Name	City	State	Swim	T1	Bike	T2	Run	Nat.
Olympic Triathlon											
Female 65-69											
1.	2:37:10	787	Stalker, Beth	Chestertown	NY	30:23	02:15	1:14:12	01:31	48:49	
Female 60-64											
1.	2:59:13	709	Bosman, Marie	Schenectady	NY	32:25	02:35	1:16:36	02:10	1:05:27	
Female 55-59											
1.	3:15:27	703	Bankowski, Michelle	Poughkeepsie	NY	39:42	02:48	1:27:44	01:18	1:03:55	
Female 50-54											
1.	2:55:31	1059	Nash, Jessica	Troy	NY	30:13	02:13	1:19:48	02:20	1:00:57	
Female 45-49											
1.	2:46:25	744	Fufa, Duretti	New York	NY	33:26	01:37	1:24:05	01:15	46:02	
2.	2:51:16	923	Rokoszak, Malgorzata	Staten Island	NY	31:11	01:34	1:20:58	01:03	56:30	
3.	3:06:11	754	Harvey, Lindsay	Stillwater	NY	32:36	02:09	1:25:56	01:21	1:04:09	
Female 40-44											
1.	2:35:22	1188	Nadeau, Simone	Saratoga Springs	NY	32:09	02:08	1:09:31	02:06	49:28	
Female 35-39											
1.	2:42:06	942	Scall, Rachel	Brooklyn	NY	25:42	02:03	1:15:09	00:44	58:28	
2.	3:03:08	1185	Bahar, Nina	Albany	NY	37:31	03:03	1:23:59	01:20	57:15	
3.	3:44:16	742	Fiorentine, Kelly	Morris Plains	NJ	32:40	04:31	1:47:54	01:04	1:18:07	
Female 30-34											
1.	2:51:40	1010	Soto, Stephanie	Ballston Lake	NY	29:12	01:54	1:25:50	01:15	53:29	



WES - Ticonderoga Triathlon Festival - 20260620



Age Group Awards Olympic Triathlon

Place	Finish	Bib	Name	City	State	Swim	T1	Bike	T2	Run	Nat.
2.	3:06:23	717	Chase, Lindsey	Pittsford	NY	32:50	02:13	1:25:44	01:26	1:04:10	
3.	3:25:30	825	Pekera, Morgan	Brooklyn	NY	37:37	03:33	1:38:09	00:38	1:05:33	

Female 25-29

1.	2:42:27	941	Salazar, Andrea	New York	NY	30:14	02:33	1:18:00	01:21	50:19	
----	---------	-----	-----------------	----------	----	-------	-------	---------	-------	-------	--

Female 20-24

1.	2:58:14	1180	Zate, Lucy	Middlebury	VT	38:07	01:54	1:16:18	02:09	59:46	
----	---------	------	------------	------------	----	-------	-------	---------	-------	-------	--

Male 70-74

1.	3:06:06	1175	Waterhouse, Jim	Valatie	NY	37:52	03:13	1:21:52	01:42	1:01:27	
----	---------	------	-----------------	---------	----	-------	-------	---------	-------	---------	--

Male 65-69

1.	2:28:45	1176	Allott, Jim	Wilton	NY	30:57	01:24	1:06:33	00:48	49:03	
2.	2:29:55	792	Mulder, Mark	Burlington	VT	29:01	01:08	1:04:55	00:54	53:57	
3.	2:48:23	776	Kurkjian, Chris	Ballston Lake	NY	35:51	02:19	1:19:00	01:47	49:26	

Male 60-64

1.	2:32:08	1160	Stalker, Michael	Chestertown	NY	33:09	01:42	1:05:56	01:03	50:18	
2.	2:43:32	1037	Spann, Rick	Fernandina Beach	FL	36:00	03:01	1:15:50	01:03	47:38	
3.	2:49:25	751	Hanson, Paul	Clifton Park	NY	30:20	02:13	1:08:24	01:30	1:06:58	

Male 55-59



1.	2:29:49	740	Fernando, Christopher	Albany	NY	30:07	01:59	1:08:10	01:32	48:01	
2.	2:35:23	946	Sergott, Neil	Clifton Park	NY	32:29	01:49	1:13:20	00:36	47:09	
3.	2:41:56	1182	Hamilton, Ed	Kinderhook	NY	29:36	02:12	1:15:10	01:37	53:21	

Male 50-54




1.	2:35:16	706	Benson, Terry	Queensbury	NY	34:40	01:49	1:08:28	01:59	48:20	
----	---------	-----	---------------	------------	----	-------	-------	---------	-------	-------	--





Age Group Awards Olympic Triathlon

Place	Finish	Bib	Name	City	State	Swim	T1	Bike	T2	Run	Nat.
2.	2:46:57	790	Mohr, Kevin	Jersey City	NJ	27:03	01:42	1:20:21	01:05	56:46	
3.	2:49:29	798	OToole, Mike	Mechanicville	NY	35:54	02:32	1:15:27	01:58	53:38	




Male 45-49

1.	2:34:46	890	Rancourt, Brian	Delmar	NY	30:40	03:17	1:12:24	01:29	46:56	
2.	2:36:07	1189	Diaz, Gonzalo	Saratoga Springs	NY	31:00	01:41	1:11:28	02:16	49:42	
3.	2:44:57	917	Rokoszak, Pawel	Staten Island	NY	28:23	01:43	1:17:15	01:06	56:30	




Male 40-44

1.	3:01:42	810	Peck, Mark	Skaneateles	NY	37:06	02:40	1:24:58	02:23	54:35	
2.	3:15:33	1161	Sutch, Tom	Brooklyn	NY	46:03	01:41	1:27:03	00:50	59:56	



Male 35-39

1.	2:28:25	1166	Traub, Kyle	Amityville	NY	30:11	02:19	1:06:13	00:50	48:52	
2.	2:44:18	739	Fenton, Daniel	Georgia	VT	31:21	02:46	1:14:06	01:46	54:19	
3.	3:08:58	746	Geldres, Cedric	Walkill	NY	36:53	05:40	1:22:27	01:09	1:02:49	



Male 30-34

1.	2:44:33	948	Shenton, Matt	Brooklyn	NY	32:50	02:49	1:15:43	01:33	51:38	
2.	2:47:47	936	Ross, Zechariah	Akron	OH	34:36	01:47	1:21:50	00:34	49:00	
3.	2:53:12	949	Simpson, Charles	Burlington	VT	34:10	02:31	1:21:16	01:00	54:15	

Male 25-29

1.	2:55:33	872	Poskitt, Jay	Hoboken	NJ	35:55	02:42	1:26:27	00:35	49:54	
2.	2:57:29	730	Demeter, Andrew	Brooklyn	NY	39:54	04:30	1:25:10	01:44	46:11	

Male 20-24

1.	2:30:42	789	Minnick, Dylan	New York	NY	29:12	01:22	1:11:01	01:15	47:52	
2.	2:51:57	1167	Vara, Brett	Clifton Park	NY	35:03	03:19	1:17:51	02:47	52:57	





Age Group Awards Olympic Triathlon

Place	Finish	Bib	Name	City	State	Swim	T1	Bike	T2	Run	Nat.
3.	2:53:20	738	Duboscq, Oliver	Cranford	NJ	40:07	04:07	1:19:04	02:44	47:18	

