






































Overall Results

Plac	Finish	Bib	Name	AG	City	Stat	Swim	Swim	T1	T1	Bike	Bike	T2	T2	Run	Run	Nat.
Sprint Triathlon																	
1.	1:12:37	1117	McGrew, Ian	Male 35-39	Kingston	NY	14:01	11	00:44	6	34:17	1	00:46	11	22:49	4	
2.	1:13:29	1062	Alver, Sermet	Male 40-44	Yorktown Heights	NY	11:43	1	00:46	7	38:14	5	00:43	8	22:03	1	
3.	1:14:00	1082	Dillon, Sean	Male 35-39	Fishkill	NY	12:55	4	00:35	3	37:04	2	00:36	3	22:50	5	
4.	1:14:54	1146	Sikorski, Michael	Male 45-49	New York	NY	12:41	3	00:28	1	37:39	3	01:06	39	23:00	6	
5.	1:15:57	1136	Roman, Brandon	Male 40-44	High Falls	NY	13:10	6	00:49	9	38:48	7	00:37	4	22:33	2	
6.	1:16:45	1196	Flynn, Kevin	Male 35-39	Brooklyn	NY	14:38	15	00:30	2	37:43	4	00:44	10	23:10	7	
7.	1:16:48	1193	Ryan, Harsch	Male 45-49	Brooklyn	NY	12:26	2	00:48	8	38:56	8	00:58	34	23:40	9	
8.	1:21:46	1147	Sisco, Alec	Male 30-34	Canaan	CT	15:40	23	00:56	10	38:37	6	00:56	32	25:37	13	
9.	1:22:26	1088	Fernando, Christopher	Male 55-59	Albany	NY	14:51	16	01:10	19	39:30	9	01:51	70	25:04	11	
10.	1:22:53	1158	Walsh, Ryan	Male 40-44	New York	NY	13:52	10	00:57	11	44:25	24	00:59	36	22:40	3	
11.	1:23:43	1124	Moyer, Christopher	Male 35-39	Clinton Corners	NY	15:05	19	01:28	32	40:17	12	01:20	48	25:33	12	
12.	1:25:43	1198	Rodriguez, Sarah	Female 35-39	West Harrison	NY	13:24	8	01:04	15	43:30	18	00:40	5	27:05	22	
13.	1:26:06	1126	Mozdzierz, Matt	Male 40-44	Chadds Ford	PA	13:27	9	01:03	13	42:37	17	01:12	43	27:47	28	
14.	1:26:10	1104	Knickerbocker, Bruce	Male 40-44	Pine Plains	NY	16:25	32	01:17	25	39:35	10	01:37	62	27:16	23	
15.	1:26:25	1152	Tebo, Matthew	Male 45-49	Mechanicville	NY	14:29	14	01:15	23	40:34	13	01:08	41	28:59	35	
16.	1:27:15	1109	Landau, Doug	Male 65-69	Herndon	VA	16:27	33	00:40	5	41:35	15	00:53	23	27:40	26	
17.	1:27:40	1112	Lipscomb, Samuel	Male 30-34	Brooklyn	NY	14:04	12	01:30	34	43:49	19	00:52	22	27:25	24	
18.	1:28:23	1071	Place, Joseph	Male 60-64	Saratoga Springs	NY	16:09	31	01:57	49	40:43	14	01:59	71	27:35	25	
19.	1:29:08	1094	Harke, Michael	Male 50-54	Richmond	MA	13:24	7	01:17	24	46:52	35	01:20	47	26:15	17	
20.	1:29:43	1103	Keringer, David	Male 30-34	Annandale On	NY	15:50	27	01:39	36	44:59	28	00:33	1	26:42	19	
21.	1:30:56	1091	Fleitz, Jason	Male 40-44	Red Hook	NY	16:45	38	01:09	18	44:27	25	00:46	12	27:49	29	
22.	1:31:04	1070	Cadenhead, Bruce	Male 60-64	Dobbs Ferry	NY	15:16	21	01:07	16	44:07	22	00:43	9	29:51	44	
23.	1:31:17	1066	Bohan, William	Male 50-54	Hudson	NY	22:16	71	01:49	42	40:04	11	01:10	42	25:58	15	
24.	1:31:18	1102	Karol, Thomas	Male 30-34	New York	NY	19:31	47	02:57	72	43:50	20	01:41	63	23:19	8	
25.	1:31:59	1199	Ouimet, Patricia	Female 65-69	Millbrook	NY	15:30	22	01:01	12	46:49	34	00:55	28	27:44	27	











Overall Results

Plac	Finish	Bib	Name	AG	City	Stat	Swim	Swim	T1	T1	Bike	Bike	T2	T2	Run	Run	Nat.
26.	1:32:20	1107	Kuhle, Amy	Female 30-34	Canaan	CT	20:10	54	01:10	20	44:23	23	01:00	37	25:37	14	
27.	1:32:25	1134	Robinson, Eric	Male 35-39	Hillsdale	NY	16:52	40	01:10	17	44:51	27	00:46	13	28:46	33	
28.	1:32:27	1140	Santero, Beau	Male 30-34	New York	NY	17:09	41	01:48	41	46:20	31	00:58	35	26:12	16	
29.	1:32:39	1074	Cheung, Byron	Male 45-49	Hastings On Hudson	NY	21:38	69	01:43	39	42:12	16	02:08	76	24:58	10	
30.	1:33:35	758	Mateer, David	Male 65-69	Craryville	NY	16:05	30	01:52	45	44:31	26	01:43	65	29:24	40	
31.	1:33:43	1106	Kristofik, Michael	Male 65-69	Rhinebeck	NY	15:58	29	01:27	29	47:11	38	00:47	14	28:20	30	
32.	1:34:34	1132	Reis, Dawn	Female 55-59	Warnerville	NY	14:56	17	01:27	30	48:10	39	00:50	17	29:11	39	
33.	1:36:25	1064	Banker, Margaret	Female 50-54	Lakeville	CT	16:49	39	02:18	61	49:17	43	01:29	59	26:32	18	
34.	1:37:03	1120	Miller, Richard	Male 70-74	Accord	NY	15:53	28	01:12	21	45:18	29	01:23	51	33:17	51	
35.	1:37:16	1113	Nadel, David	Male 55-59	Cornwall Bridge	CT	19:36	48	02:40	70	46:38	33	01:25	54	26:57	21	
36.	1:37:39	1133	Robbins, Lawrence	Male 65-69	Red Hook	NY	20:09	53	02:02	53	47:06	37	01:27	56	26:55	20	
37.	1:37:54	1083	Doumenc, Florian	Male 35-39	Kingston	NY	15:44	25	02:07	57	48:27	42	01:30	60	30:06	45	
38.	1:37:54	1153	Torres, David	Male 40-44	Copake	NY	21:11	66	01:56	48	43:58	21	01:50	69	28:59	37	
39.	1:38:10	1195	Adams, James	Male 20-24	Ancramdale	NY	16:42	37	01:59	50	48:23	41	00:40	6	30:26	47	
40.	1:38:44	1090	Fields, Richard	Male 70-74	Amenia	NY	20:33	61	02:31	66	45:27	30	01:44	66	28:29	31	
41.	1:38:49	1155	Tulin, Edward	Male 45-49	Amenia	NY	15:48	26	01:21	26	50:42	50	01:20	50	29:38	41	
42.	1:39:43	1096	Hays, James	Male 60-64	Red Hook	NY	15:08	20	01:55	46	46:34	32	01:42	64	34:24	55	
43.	1:41:03	1135	Philip, Korologos	Male 60-64	Chatham	NY	16:34	35	01:28	31	47:01	36	00:50	19	35:10	57	
44.	1:41:25	1089	Fernekes, David	Male 65-69	Poughkeepsie	NY	17:29	42	01:38	35	49:22	44	00:55	27	32:01	48	
45.	1:43:34	1130	Offen, Sara	Female 40-44	Atlanta	GA	21:05	65	01:41	38	50:21	49	01:28	57	28:59	36	
46.	1:44:51	1073	Chase, Antoinette	Female 30-34	Pine Plains	NY	20:25	59	02:07	58	50:19	47	01:46	67	30:14	46	
47.	1:46:14	1148	Sotirova, Militsa	Female 25-29	New York	NY	14:20	13	01:13	22	54:36	59	00:53	21	35:12	58	
48.	1:46:31	1128	Naumann, Mitchell	Male 25-29	Rock Hall	MD	15:41	24	01:23	27	54:12	58	00:54	25	34:21	54	
49.	1:47:03	1092	Gac-Chlebosz,	Female 40-44	New Paltz	NY	19:43	49	01:47	40	51:18	51	01:13	44	33:02	49	
50.	1:47:36	1142	Schweppe, Michael	Male 60-64	Germantown	NY	19:56	52	02:02	54	48:19	40	02:02	74	35:17	59	
51.	1:48:59	1125	Moyles, Jen	Female 45-49	Hopewell Junction	NY	20:23	58	02:04	56	56:50	68	00:42	7	29:00	38	











Overall Results






Plac	Finish	Bib	Name	AG	City	Stat	Swim	Swim	T1	T1	Bike	Bike	T2	T2	Run	Run	Nat.
52.	1:50:28	1084	Dries, Kate	Female 35-39	Brooklyn	NY	14:59	18	02:20	62	56:49	67	00:56	31	35:24	61	
53.	1:50:59	1099	Estrella, Kristel	Female 30-34	Hillsdale	NY	17:56	43	01:41	37	1:00:15	73	01:23	53	29:44	42	
54.	1:51:18	1141	Scalzo, David	Male 55-59	Lagrangeville	NY	23:58	76	03:07	73	53:10	55	01:15	45	29:48	43	
55.	1:51:28	1065	Becker, Jim	Male 80-84	Woodstock	NY	16:29	34	02:10	59	53:10	54	00:32	2	39:07	67	
56.	1:51:41	1077	Currant, Paul	Male 65-69	Cornwall	NY	19:53	51	01:30	33	55:20	60	01:19	49	33:39	53	
57.	1:52:09	1098	Herrill, Kate	Female 25-29	New York	NY	13:10	5	01:04	14	1:08:08	82	00:50	16	28:57	34	
58.	1:52:15	1095	Harrison, Elizabeth	Female 60-64	New York	NY	21:22	67	02:31	68	53:04	53	02:00	72	33:18	52	
59.	1:53:51	1145	Shulman, Noah	Male 30-34	Pine Plains	NY	22:41	74	04:06	83	50:19	48	01:15	46	35:30	62	
60.	1:54:23	1154	Tripler, Christopher	Male 55-59	Lakeville	CT	20:21	55	00:35	4	49:31	45	03:12	84	40:44	74	
61.	1:54:34	1067	Boyle, Madeleine	Female 20-24	Larchmont	NY	27:03	80	02:25	65	55:28	61	00:55	30	28:43	32	
62.	1:54:43	1063	Anderson, Drew	Male 30-34	Minneapolis	MN	18:08	45	02:41	71	57:32	69	01:27	55	34:55	56	
63.	1:54:51	1079	Day, Stephen	Male 30-34	Philadelphia	PA	16:39	36	02:15	60	59:35	72		-1	1:54:51	86	
64.	1:55:50	1122	Morrison, Nan	Female 60-64	New York	NY	20:54	63	01:51	44	52:12	52	01:03	38	39:50	70	
65.	1:55:51	1069	Boyles, Danielle	Female 35-39	Pine Plains	NY	20:59	64	01:26	28	56:32	63	00:50	18	36:04	63	
66.	1:56:01	1121	Miller, Aiden	Male 15-19	New York	NY	18:04	44	01:58	51	58:26	70	00:53	24	36:40	65	
67.	1:57:09	1111	Levin, Zachary	Male 35-39	Brooklyn	NY	21:30	68	03:09	74	50:01	46	02:00	73	40:29	73	
68.	2:00:58	1131	Olander, Kurt	Male 65-69	Pine Bush	NY	20:26	60	02:24	63	56:30	62	01:33	61	40:05	71	
69.	2:04:22	1151	Tanzillo, Andrew	Male 55-59	Hudson	NY	19:52	50	03:37	78	56:35	64	02:49	80	41:29	75	
70.	2:04:39	1085	Edgar, Tyler	Male 30-34	Poughkeepsie	NY	31:59	83	02:32	69	53:55	56	00:52	20	35:21	60	
71.	2:06:43	1192	Zoland, Yale	Male 60-64	Mamaroneck	NY	22:24	72	04:01	82	59:34	71	00:55	26	39:49	69	
72.	2:06:59	1156	Vaculik, Tom	Male 55-59	Poughkeepsie	NY	20:21	56	02:03	55	56:40	65	00:57	33	46:58	79	
73.	2:07:15	1108	Landau, Melissa Anne	Female 60-64	Oak Hill	VA	24:29	77	01:50	43	56:42	66	02:24	78	41:50	77	
74.	2:07:32	1072	Chaix, Jean Kim	Male 60-64	Brooklyn	NY	20:40	62	05:17	86	53:58	57	03:08	82	44:29	78	
75.	2:07:53	1149	Stutz, Leah	Female 30-34	Hoboken	NJ	26:14	79	02:31	67	1:01:54	74	01:07	40	36:07	64	
76.	2:08:34	1150	Sun, Liz	Female 25-29	New Paltz	NY	20:21	57	01:56	47	1:04:16	76	02:13	77	39:48	68	
77.	2:08:37	1093	Gardner, Cynthia	Female 75-79	Pittsfield	MA	18:44	46	03:27	76	1:06:25	78	03:08	83	36:53	66	








Overall Results

Plac	Finish	Bib	Name	AG	City	Stat	Swim	Swim	T1	T1	Bike	Bike	T2	T2	Run	Run	Nat.
78.	2:09:55	1115	Mahesh, Arjun	Male 35-39	Brooklyn	NY	25:32	78	02:00	52	1:07:21	80	01:50	68	33:12	50	
79.	2:18:20	1075	Ciccotelli, Heather	Female 45-49	Sharon	CT	28:06	81	04:36	84	1:02:32	75	02:44	79	40:22	72	
80.	2:19:47	1129	O'Looney, Brian	Male 55-59	Gaithersburg	MD	23:55	75	04:39	85	1:08:17	83	01:24	52	41:32	76	
81.	2:28:17	1105	Korn, Rich	Male 60-64	Montvale	NJ	22:28	73	04:00	81	1:05:50	77	02:04	75	53:55	85	
82.	2:34:09	1194	Scutt, Hethar	Female 20-24	Copake	NY	21:51	70	03:19	75	1:18:34	86	00:54	29	49:31	83	
83.	2:38:28	1114	Maffucci, Shelley	Female 55-59	Goshen	CT	35:52	85	03:48	80	1:06:54	79	03:41	85	48:13	82	
84.	2:38:28	1119	Miles, Sonya	Female 50-54	East Canaan	CT	35:56	86	03:29	77	1:08:01	81	02:53	81	48:09	80	
85.	2:38:28	1157	Vega, Karen	Female 40-44	Niles	MI	35:47	84	02:25	64	1:10:38	84	01:28	58	48:10	81	
86.	2:43:08	1068	Boyle, Beth	Female 60-64	Larchmont	NY	29:26	82	03:39	79	1:15:31	85	00:47	15	53:45	84	

Sprint AquaBike

1.	58:48	1191	Willis, Keith	Male 55-59	Simsbury	CT	13:04	1	00:38	2	45:06	1	-1	-1	
2.	1:00:10	1097	Henkel, Jennifer	Female 60-64	Granby	CT	13:46	2	00:36	1	45:48	2	-1	-1	
3.	1:13:31	1197	Nunn, George	Male 55-59	New York	NY	15:19	3	02:20	4	55:52	3	-1	-1	
4.	1:32:23	1127	Naranjo, Alfonso	Male 70-74	Beacon	NY	30:28	5	02:13	3	59:42	4	-1	-1	
5.	1:34:39	1138	Rossi, Barbara	Female 55-59	New York	NY	23:41	4	03:11	5	1:07:47	5	-1	-1	

Sprint Relay Team

1.	01:20:08	3326	The Three Smores,		Amenia	NY	00:14:40	1	00:00:24	3	00:41:26	1	00:00:26	2	00:23:10	1	
2.	01:28:06	3324	Triforce,		Mohegan Lake	NY	00:15:37	2	00:00:16	1	00:46:56	3	00:00:26	1	00:24:50	2	
3.	01:37:55	3325	Knicks In 5,		Atlanta	GA	00:20:05	5	00:01:31	5	00:48:38	4	00:00:33	3	00:27:07	3	
4.	01:38:28	3322	Hustling Halls,		Sandy Hook	CT	00:16:36	3	00:00:19	2	00:46:28	2	00:00:49	5	00:34:14	5	
5.	01:56:24	3323	Tri Titas,		Brooklyn	NY	00:17:34	4	00:01:01	4	01:05:14	5	00:00:37	4	00:31:56	4	

Number of records: 96






Top 3 Awards



Place	Finish Time	Bib	Name	City	State	Nat.	Swim	T1	Bike	T2	Run	AG
-------	-------------	-----	------	------	-------	------	------	----	------	----	-----	----

Sprint Triathlon

Female



1.	1:25:43	1198	Rodriguez, Sarah	West Harrison	NY		13:24	01:04	43:30	00:40	27:05	Female 35-39
2.	1:31:59	1199	Ouimet, Patricia	Millbrook	NY		15:30	01:01	46:49	00:55	27:44	Female 65-69
3.	1:32:20	1107	Kuhle, Amy	Canaan	CT		20:10	01:10	44:23	01:00	25:37	Female 30-34

Male



1.	1:12:37	1117	McGrew, Ian	Kingston	NY		14:01	00:44	34:17	00:46	22:49	Male 35-39
2.	1:13:29	1062	Alver, Sermet	Yorktown Heights	NY		11:43	00:46	38:14	00:43	22:03	Male 40-44
3.	1:14:00	1082	Dillon, Sean	Fishkill	NY		12:55	00:35	37:04	00:36	22:50	Male 35-39

Sprint AquaBike




Female

1.	1:00:10	1097	Henkel, Jennifer	Granby	CT		13:46	00:36	45:48			Female 60-64
2.	1:34:39	1138	Rossi, Barbara	New York	NY		23:41	03:11	1:07:47			Female 55-59

Male

1.	58:48	1191	Willis, Keith	Simsbury	CT		13:04	00:38	45:06			Male 55-59
2.	1:13:31	1197	Nunn, George	New York	NY		15:19	02:20	55:52			Male 55-59
3.	1:32:23	1127	Naranjo, Alfonso	Beacon	NY		30:28	02:13	59:42			Male 70-74

Sprint Relay Team

1.	01:20:08	3326	The Three Smores,	Amenia	NY		00:14:40	00:00:24	00:41:26	00:00:26	00:23:10	
2.	01:28:06	3324	Triforce,	Mohegan Lake	NY		00:15:37	00:00:16	00:46:56	00:00:26	00:24:50	
3.	01:37:55	3325	Knicks In 5,	Atlanta	GA		00:20:05	00:01:31	00:48:38	00:00:33	00:27:07	



Age Group Awards Sprint Triathlon



Place	Finish	Bib	Name	City	State	Swim	T1	Bike	T2	Run	Nat.
Sprint Triathlon											
Female 75-79											
1.	2:08:37	1093	Gardner, Cynthia	Pittsfield	MA	18:44	03:27	1:06:25	03:08	36:53	
Female 60-64											
1.	1:52:15	1095	Harrison, Elizabeth	New York	NY	21:22	02:31	53:04	02:00	33:18	
2.	1:55:50	1122	Morrison, Nan	New York	NY	20:54	01:51	52:12	01:03	39:50	
3.	2:07:15	1108	Landau, Melissa Anne	Oak Hill	VA	24:29	01:50	56:42	02:24	41:50	
Female 55-59											
1.	1:34:34	1132	Reis, Dawn	Warnerville	NY	14:56	01:27	48:10	00:50	29:11	
2.	2:38:28	1114	Maffucci, Shelley	Goshen	CT	35:52	03:48	1:06:54	03:41	48:13	
Female 50-54											
1.	1:36:25	1064	Banker, Margaret	Lakeville	CT	16:49	02:18	49:17	01:29	26:32	
2.	2:38:28	1119	Miles, Sonya	East Canaan	CT	35:56	03:29	1:08:01	02:53	48:09	
Female 45-49											
1.	1:48:59	1125	Moyles, Jen	Hopewell Junction	NY	20:23	02:04	56:50	00:42	29:00	
2.	2:18:20	1075	Ciccotelli, Heather	Sharon	CT	28:06	04:36	1:02:32	02:44	40:22	
Female 40-44											
1.	1:43:34	1130	Offen, Sara	Atlanta	GA	21:05	01:41	50:21	01:28	28:59	
2.	1:47:03	1092	Gac-Chlebosz, Agnieszka	New Paltz	NY	19:43	01:47	51:18	01:13	33:02	
3.	2:38:28	1157	Vega, Karen	Niles	MI	35:47	02:25	1:10:38	01:28	48:10	
Female 35-39											
1.	1:50:28	1084	Dries, Kate	Brooklyn	NY	14:59	02:20	56:49	00:56	35:24	



Age Group Awards Sprint Triathlon



Place	Finish	Bib	Name	City	State	Swim	T1	Bike	T2	Run	Nat.
2.	1:55:51	1069	Boyles, Danielle	Pine Plains	NY	20:59	01:26	56:32	00:50	36:04	
Female 30-34											
1.	1:44:51	1073	Chase, Antoinette	Pine Plains	NY	20:25	02:07	50:19	01:46	30:14	
2.	1:50:59	1099	Estrella, Kristel	Hillsdale	NY	17:56	01:41	1:00:15	01:23	29:44	
3.	2:07:53	1149	Stutz, Leah	Hoboken	NJ	26:14	02:31	1:01:54	01:07	36:07	
Female 25-29											
1.	1:46:14	1148	Sotirova, Militsa	New York	NY	14:20	01:13	54:36	00:53	35:12	
2.	1:52:09	1098	Herrill, Kate	New York	NY	13:10	01:04	1:08:08	00:50	28:57	
3.	2:08:34	1150	Sun, Liz	New Paltz	NY	20:21	01:56	1:04:16	02:13	39:48	
Female 20-24											
1.	1:54:34	1067	Boyle, Madeleine	Larchmont	NY	27:03	02:25	55:28	00:55	28:43	
2.	2:34:09	1194	Scutt, Hethar	Copake	NY	21:51	03:19	1:18:34	00:54	49:31	
Male 80-84											
1.	1:51:28	1065	Becker, Jim	Woodstock	NY	16:29	02:10	53:10	00:32	39:07	
Male 70-74											
1.	1:37:03	1120	Miller, Richard	Accord	NY	15:53	01:12	45:18	01:23	33:17	
2.	1:38:44	1090	Fields, Richard	Amenia	NY	20:33	02:31	45:27	01:44	28:29	
Male 65-69											
1.	1:27:15	1109	Landau, Doug	Herndon	VA	16:27	00:40	41:35	00:53	27:40	
2.	1:33:35	758	Mateer, David	Craryville	NY	16:05	01:52	44:31	01:43	29:24	
3.	1:33:43	1106	Kristofik, Michael	Rhinebeck	NY	15:58	01:27	47:11	00:47	28:20	








Age Group Awards Sprint Triathlon



Place	Finish	Bib	Name	City	State	Swim	T1	Bike	T2	Run	Nat.
Male 60-64											
1.	1:28:23	1071	Place, Joseph	Saratoga Springs	NY	16:09	01:57	40:43	01:59	27:35	
2.	1:31:04	1070	Cadenhead, Bruce	Dobbs Ferry	NY	15:16	01:07	44:07	00:43	29:51	
3.	1:39:43	1096	Hays, James	Red Hook	NY	15:08	01:55	46:34	01:42	34:24	
Male 55-59											
1.	1:22:26	1088	Fernando, Christopher	Albany	NY	14:51	01:10	39:30	01:51	25:04	
2.	1:37:16	1113	Nadel, David	Cornwall Bridge	CT	19:36	02:40	46:38	01:25	26:57	
3.	1:51:18	1141	Scalzo, David	Lagrangeville	NY	23:58	03:07	53:10	01:15	29:48	
Male 50-54											
1.	1:29:08	1094	Harke, Michael	Richmond	MA	13:24	01:17	46:52	01:20	26:15	
2.	1:31:17	1066	Bohan, William	Hudson	NY	22:16	01:49	40:04	01:10	25:58	
Male 45-49											
1.	1:14:54	1146	Sikorski, Michael	New York	NY	12:41	00:28	37:39	01:06	23:00	
2.	1:16:48	1193	Ryan, Harsch	Brooklyn	NY	12:26	00:48	38:56	00:58	23:40	
3.	1:26:25	1152	Tebo, Matthew	Mechanicville	NY	14:29	01:15	40:34	01:08	28:59	
Male 40-44											
1.	1:15:57	1136	Roman, Brandon	High Falls	NY	13:10	00:49	38:48	00:37	22:33	
2.	1:22:53	1158	Walsh, Ryan	New York	NY	13:52	00:57	44:25	00:59	22:40	
3.	1:26:06	1126	Mozdziez, Matt	Chadds Ford	PA	13:27	01:03	42:37	01:12	27:47	
Male 35-39											
1.	1:16:45	1196	Flynn, Kevin	Brooklyn	NY	14:38	00:30	37:43	00:44	23:10	
2.	1:23:43	1124	Moyer, Christopher	Clinton Corners	NY	15:05	01:28	40:17	01:20	25:33	
3.	1:32:25	1134	Robinson, Eric	Hillsdale	NY	16:52	01:10	44:51	00:46	28:46	



Age Group Awards Sprint Triathlon

Place	Finish	Bib	Name	City	State	Swim	T1	Bike	T2	Run	Nat.
Male 30-34											
1.	1:21:46	1147	Sisco, Alec	Canaan	CT	15:40	00:56	38:37	00:56	25:37	
2.	1:27:40	1112	Lipscomb, Samuel	Brooklyn	NY	14:04	01:30	43:49	00:52	27:25	
3.	1:29:43	1103	Keringer, David	Annandale On Hudson	NY	15:50	01:39	44:59	00:33	26:42	
Male 25-29											
1.	1:46:31	1128	Naumann, Mitchell	Rock Hall	MD	15:41	01:23	54:12	00:54	34:21	
Male 20-24											
1.	1:38:10	1195	Adams, James	Ancramdale	NY	16:42	01:59	48:23	00:40	30:26	
Male 15-19											
1.	1:56:01	1121	Miller, Aiden	New York	NY	18:04	01:58	58:26	00:53	36:40	