

WES - Ticonderoga Triathlon Festival - 20260620



Overall Results

Place	Finish	Bib	Name	AG	City	State	Swim	Swim Rank	T1	T1 Rank	Bike	Bike Rank	T2	T2 Rank	Run	Run Rank	Nat.
Sprint Triathlon																	
1.	1:07:30	752	Hare, Jason	Male 45-49	Gansevoort	NY	14:00	5	00:43	3	32:12	2	00:47	24	19:48	1	
2.	1:11:00	81166	Traub, Kyle	Male 35-39	Amityville	NY	13:38	4	01:34	18	32:34	3	00:43	18	22:31	3	
3.	1:14:31	793	Locke, Paul	Male 55-59	South Dayton	NY	15:51	11	01:22	11	32:46	4	01:43	52	22:49	6	
4.	1:15:49	1164	Tebo, Matthew	Male 45-49	Clifton Park	NY	15:38	8	01:29	15	33:29	5	00:50	27	24:23	8	
5.	1:15:54	1183	Conable, James	Male 20-24	Washington	DC	10:59	1	01:52	22	36:22	8	00:45	23	25:56	18	
6.	1:16:52	766	Jennings, Neily	Female 40-44	Charlotte	VT	12:47	3	01:03	5	37:25	12	00:38	9	24:59	11	
7.	1:18:03	1177	Dillon, Tom	Male 65-69	Bethlehem	PA	15:53	12	00:33	1	34:46	6	00:45	20	26:06	19	
8.	1:18:31	1187	Collins, Jason	Male 40-44	Southern Pines	NC	17:05	18	01:58	26	36:26	9	00:25	2	22:37	4	
9.	1:18:53	1184	Malo, Raphael	Male 45-49	Montréal	QC	16:40	17	01:06	7	37:47	14	00:35	7	22:45	5	
10.	1:19:50	1168	Weigand, Nicholas	Male 35-39	Glens Falls	NY	14:01	6	01:06	6	38:20	17	00:40	11	25:43	17	
11.	1:21:37	719	Ciota, Alexander	Male 50-54	Saratoga Springs	NY	15:12	7	01:17	9	36:41	10	00:41	14	27:46	24	
12.	1:21:47	1001	Slover, Peter	Male 35-39	Clifton Park	NY	16:23	15	01:26	13	36:56	11	01:21	42	25:41	16	
13.	1:22:38	781	Macneil, Nicola	Female 50-54	Rotterdam Junction	NY	18:09	24	00:42	2	37:43	13	00:34	6	25:30	15	
14.	1:22:51	1172	Willis, John	Male 50-54	Ballston Lake	NY	19:16	29	01:28	14	36:02	7	00:43	17	25:22	14	
15.	1:24:11	760	Huang, Maggie	Female 35-39	Brooklyn	NY	15:44	9	01:32	16	41:21	25	00:30	3	25:04	12	
16.	1:24:52	745	Gardner, Geraldine	Female 55-59	Lunenburg	MA	15:48	10	01:55	24	39:11	18	00:56	30	27:02	21	
17.	1:24:57	943	Schnedeker, Jayme	Male 45-49	Rock City Falls	NY	19:52	32	01:24	12	38:00	16	00:54	29	24:47	10	
18.	1:26:33	1000	Sireci, Bea	Female 15-19	New York	NY	16:23	14	02:08	28	43:45	33	00:38	8	23:39	7	
19.	1:27:51	723	Collins, Frank	Male 60-64	Glens Falls	NY	19:46	31	01:51	21	37:50	15	01:21	43	27:03	22	
20.	1:30:23	705	Beaver, Matt	Male 50-54	Ballston Lake	NY	20:22	35	02:38	37	41:06	24	00:58	31	25:19	13	
21.	1:34:00	905	Robson, Guy	Male 65-69	Fairport	NY	20:11	34	01:41	20	40:29	21	01:38	48	30:01	37	
22.	1:34:04	715	Cartwright, Stuart	Male 65-69	Wayland	MA	19:32	30	02:52	42	41:25	27	01:02	32	29:13	31	
23.	1:34:35	748	Goldstein, Avi	Male 35-39	Glens Falls	NY	17:19	19	02:49	41	40:57	23	01:10	36	32:20	46	
24.	1:34:45	1162	Swart, Matthew	Male 30-34	Amsterdam	NY	17:28	20	02:38	38	46:45	43	00:44	22	27:10	23	
25.	1:35:07	712	Caron, Margaret	Female 60-64	Burnt Hills	NY	17:35	21	02:23	30	42:30	30	01:46	53	30:53	40	



WES - Ticonderoga Triathlon Festival - 20260620



Overall Results

Place	Finish	Bib	Name	AG	City	State	Swim	Swim Rank	T1	T1 Rank	Bike	Bike Rank	T2	T2 Rank	Run	Run Rank	Nat.
26.	1:36:26	769	Kane, Matthew	Male 35-39	Raeford	NC	18:49	25	01:53	23	40:11	20	01:10	34	34:23	53	
27.	1:37:27	914	Rodriguez, Mariah	Female 30-34	Gardiner	NY	18:57	27	01:55	25	47:41	47	00:44	21	28:10	26	
28.	1:37:35	1178	O'Neill, Piper	Female 20-24	Crested Butte	CO	21:43	42	02:26	33	40:05	19	01:10	33	32:11	44	
29.	1:38:28	784	McGuinness, John	Male 55-59	Schenectady	NY	22:11	45	04:33	53	41:24	26	02:25	62	27:55	25	
30.	1:39:47	735	Dibelius, David	Male 80-84	Lake George	NY	20:45	36	02:27	34	41:53	28	01:29	45	33:13	49	
31.	1:40:39	911	Rodgers, Timothy	Male 70-74	Huletts Landing	NY	21:19	40	04:43	56	40:46	22	02:19	61	31:32	43	
32.	1:41:09	791	Cieslak, Kim	Female 50-54	Strasburg	PA	17:43	23	00:59	4	45:06	38	00:41	13	36:40	60	
33.	1:41:14	732	Denham, Dr. Tom	Male 60-64	Delmar	NY	18:59	28	01:18	10	51:07	58	00:17	1	29:33	34	
34.	1:43:08	765	Jasinski, David	Male 45-49	Portsmouth	RI	23:51	50	01:10	8	43:09	31	00:40	10	34:18	52	
35.	1:43:32	8799	Palmer, Brett	Male 30-34	Plattsburgh	NY	28:53	61	04:23	52	45:22	40	02:49	69	22:05	2	
36.	1:45:02	772	Kiley, Ashlyn	Female 15-19	New York	NY	12:26	2	10:21	75	52:39	65	00:33	5	29:03	29	
37.	1:45:15	794	Noordsy, Douglas	Male 65-69	Silver Bay	NY	21:44	43	06:20	67	43:43	32	02:50	70	30:38	38	
38.	1:45:18	1009	Smith, Millie	Female 50-54	Ballston Lake	NY	21:06	39	02:05	27	44:52	36	01:16	39	35:59	56	
39.	1:45:29	777	Lachanski, Greg	Male 50-54	Voorheesville	NY	23:58	51	02:44	40	42:28	29	02:02	58	34:17	51	
40.	1:45:42	1186	Horesco, Theo	Male 50-54	Glastonbury	CT	20:49	37	04:36	55	48:46	53	01:40	50	29:51	35	
41.	1:48:19	801	Palmer, Olyvia	Female 30-34	Plattsburgh	NY	25:58	56	04:44	57	45:30	41	02:47	68	29:20	32	
42.	1:48:22	774	Kornblum, Brian	Male 40-44	Maybrook	NY	19:54	33	05:01	60	51:21	62	01:19	41	30:47	39	
43.	1:48:40	759	Hornick, Madison	Female 30-34	Owego	NY	21:04	38	03:26	45	51:10	60	01:40	49	31:20	41	
44.	1:49:13	763	Jadhav, Virendra	Male 30-34	Jersey City	NJ	25:54	55	05:23	64	46:06	42	02:46	65	29:04	30	
45.	1:49:23	937	Ross, Sierra	Female 30-34	Akron	OH	21:47	44	02:24	32	50:11	56	02:16	60	32:45	48	
46.	1:49:49	944	Semon, Michael	Male 50-54	Indianapolis	IN	23:32	48	01:32	17	44:48	34	01:38	47	38:19	63	
47.	1:51:09	756	Hathaway, Brandon	Male 30-34	Owego	NY	23:35	49	03:26	44	51:07	59	01:41	51	31:20	42	
48.	1:51:44	702	Ball, Donald	Male 65-69	Delmar	NY	21:37	41	05:11	61	45:13	39	03:33	75	36:10	58	
49.	1:52:22	783	Manent, Valeria	Female 25-29	Mount Kisco	NY	27:50	59	03:52	48	50:08	55	01:12	38	29:20	33	
50.	1:55:52	697	Semon, Sarah	Female 20-24	Indianapolis	IN	24:19	52	02:33	35	52:28	64	00:31	4	36:01	57	
51.	1:57:18	743	Fitol, Seth	Male 25-29	Wallkill	NY	23:12	47	05:15	62	1:01:05	75	00:48	26	26:58	20	



WES - Ticonderoga Triathlon Festival - 20260620



Overall Results



Place	Finish	Bib	Name	AG	City	State	Swim	Swim Rank	T1	T1 Rank	Bike	Bike Rank	T2	T2 Rank	Run	Run Rank	Nat.
52.	1:58:30	750	Greenberg, Matt	Male 40-44	Woodside	NY	25:15	53	06:49	70	55:37	70	02:32	63	28:17	27	
53.	1:59:01	728	DAngelo, Vincent	Male 60-64	Wildwood	NJ	28:07	60	02:42	39	48:38	51	02:01	57	37:33	62	
54.	1:59:09	947	Seth-Cimini, Jennifer	Female 50-54	East Aurora	NY	31:14	67	04:35	54	49:29	54	01:33	46	32:18	45	
55.	1:59:32	716	Cartwright, Sally	Female 65-69	Wayland	MA	18:57	26	05:51	65	50:26	57	00:42	16	43:36	68	
56.	2:00:31	737	Dorr, Mark	Male 50-54	Schenectady	NY	34:24	71	03:58	50	46:58	44	02:46	67	32:25	47	
57.	2:01:27	1173	Vanbuskirk, Sam	Male 35-39	Tully	NY	31:53	69	02:37	36	48:46	52	00:41	12	37:30	61	
58.	2:01:28	722	Cole, Peter	Male 40-44	Dryden	NY	35:19	72	05:17	63	45:06	37	01:52	56	33:54	50	
59.	2:02:45	782	Manent, Carolina	Female 30-34	Mount Kisco	NY	27:48	58	03:56	49	55:10	67	01:11	35	34:40	54	
60.	2:04:28	749	Goodrich, Joyce	Female 65-69	Ballston Lake	NY	39:12	75	04:45	58	47:20	45	03:14	73	29:57	36	
61.	2:06:27	795	Norris, Laura	Female 65-69	Manlius	NY	23:05	46	03:29	46	47:50	48	02:36	64	49:27	72	
62.	2:06:58	898	Reilly, Tim	Male 65-69	Ballston Lake	NY	16:19	13	28:21	77	51:29	63	01:51	54	28:58	28	
63.	2:08:07	770	Kapadia, Aayushi	Female 30-34	Brooklyn	NY	43:04	77	02:15	29	55:24	68		-1	2:08:07	76	
64.	2:08:08	779	Lopez, Jade	Female 35-39	Plattsburgh	NY	27:45	57	08:11	73	53:41	66	01:52	55	36:39	59	
65.	2:08:56	1171	Willis, Andrew	Male 40-44	Tully	NY	34:07	70	03:41	47	48:30	50	00:44	19	41:54	66	
66.	2:15:34	755	Harvey, John	Male 65-69	Queensbury	NY	29:15	63	04:50	59	47:37	46	01:26	44	52:26	73	
67.	2:15:44	704	Beasley, Kimberley	Female 40-44	Gardiner	NY	31:46	68	02:58	43	55:25	69	00:51	28	44:44	70	
68.	2:16:55	762	Iannuzzi, Maureen	Female 65-69	Ticonderoga	NY	29:48	66	06:29	69	58:09	72	00:48	25	41:41	65	
69.	2:17:07	1169	Whitford, Katherine	Female 50-54	Ticonderoga	NY	29:39	65	06:12	66	58:44	73	02:46	66	39:46	64	
70.	2:19:49	761	Hudson, Steve	Male 60-64	Westport	NY	44:57	78	10:59	76	48:11	49	00:41	15	35:01	55	
71.	2:19:58	747	Girard, Judith	Female 65-69	Hague	NY	28:54	62	07:18	71	58:53	74	01:18	40	43:35	67	
72.	2:23:52	768	Johnston, Patricia	Female 65-69	Ballston Lake	NY	38:44	74	06:29	68	51:20	61	03:19	74	44:00	69	
73.	2:28:55	1170	Whitford, James	Male 55-59	Ticonderoga	NY	25:17	54	07:35	72	1:04:47	77	03:03	71	48:13	71	
74.	2:35:39	1163	Taylor, Rachel	Female 40-44	Bronx	NY	29:29	64	04:16	51	1:03:58	76	02:10	59	55:46	74	
75.	2:56:50	871	Pfeiffer, Kathleen	Female 70-74	Queensbury	NY	40:00	76	09:27	74	56:49	71	03:05	72	1:07:29	75	

Sprint AquaBike





1.	1:00:07	940	Ryba, Edie	Female 60-64	Stafford Springs	CT	17:49	1	02:12	1	40:06	1		-1		-1	
----	---------	-----	------------	--------------	------------------	----	-------	---	-------	---	-------	---	--	----	--	----	--



Overall Results

Place	Finish	Bib	Name	AG	City	State	Swim	Swim Rank	T1	T1 Rank	Bike	Bike Rank	T2	T2 Rank	Run	Run Rank	Nat.
2.	1:22:01	721	Cole, Hope	Female 40-44	Dryden	NY	31:03	3	02:52	2	48:06	2		-1		-1	
3.	1:23:16	796	O'Connor, Peg	Female 55-59	Castleton On Hudson	NY	23:00	2	04:39	3	55:37	3		-1		-1	

Sprint Relay Team

1.	1:18:21	3298	No Mercy,		Ballston Lake	NY	20:48	2	00:21	1	33:06	1	00:21	1	23:45	2	
2.	1:29:09	3321	Last Hurrah,		Glastonbury	CT	12:26	1	00:25	2	54:15	4	00:35	3	21:28	1	
3.	1:54:31	3330	Abs and Knees,		Brooklyn	NY	30:16	4	01:01	4	49:50	2	01:58	4	31:26	3	
4.	2:00:01	3314	Orange underdogs,		Wappingers Falls	NY	26:30	3	00:35	3	54:13	3	00:31	2	38:12	4	

Number of records: 82






Top 3 Awards




Place	Finish Time	Bib	Name	City	State	Nat.	Swim	T1	Bike	T2	Run	AG
-------	-------------	-----	------	------	-------	------	------	----	------	----	-----	----

Sprint Triathlon

Female




1.	1:16:52	766	Jennings, Neily	Charlotte	VT		12:47	01:03	37:25	00:38	24:59	Female 40-44
2.	1:22:38	781	Macneil, Nicola	Rotterdam Junction	NY		18:09	00:42	37:43	00:34	25:30	Female 50-54
3.	1:24:11	760	Huang, Maggie	Brooklyn	NY		15:44	01:32	41:21	00:30	25:04	Female 35-39

Male




1.	1:07:30	752	Hare, Jason	Gansevoort	NY		14:00	00:43	32:12	00:47	19:48	Male 45-49
2.	1:11:00	81166	Traub, Kyle	Amityville	NY		13:38	01:34	32:34	00:43	22:31	Male 35-39
3.	1:14:31	793	Locke, Paul	South Dayton	NY		15:51	01:22	32:46	01:43	22:49	Male 55-59

Sprint AquaBike

Female

1.	1:00:07	940	Ryba, Edie	Stafford Springs	CT		17:49	02:12	40:06			Female 60-64
2.	1:22:01	721	Cole, Hope	Dryden	NY		31:03	02:52	48:06			Female 40-44
3.	1:23:16	796	O'Connor, Peg	Castleton On Hudson	NY		23:00	04:39	55:37			Female 55-59

Sprint Relay Team

1.	1:18:21	3298	No Mercy,	Ballston Lake	NY		20:48	00:21	33:06	00:21	23:45	
2.	1:29:09	3321	Last Hurrah,	Glastonbury	CT		12:26	00:25	54:15	00:35	21:28	
3.	1:54:31	3330	Abs and Knees,	Brooklyn	NY		30:16	01:01	49:50	01:58	31:26	



WES - Ticonderoga Triathlon Festival - 20260620



Age Group Awards Sprint Triathlon

Place	Finish	Bib	Name	City	State	Swim	T1	Bike	T2	Run	Nat.
Sprint Triathlon											
Female 70-74											
1.	2:56:50	871	Pfeiffer, Kathleen	Queensbury	NY	40:00	09:27	56:49	03:05	1:07:29	
Female 65-69											
1.	1:59:32	716	Cartwright, Sally	Wayland	MA	18:57	05:51	50:26	00:42	43:36	
2.	2:04:28	749	Goodrich, Joyce	Ballston Lake	NY	39:12	04:45	47:20	03:14	29:57	
3.	2:06:27	795	Norris, Laura	Manlius	NY	23:05	03:29	47:50	02:36	49:27	
Female 60-64											
1.	1:35:07	712	Caron, Margaret	Burnt Hills	NY	17:35	02:23	42:30	01:46	30:53	
Female 55-59											
1.	1:24:52	745	Gardner, Geraldine	Lunenburg	MA	15:48	01:55	39:11	00:56	27:02	
Female 50-54											
1.	1:41:09	791	Cieslak, Kim	Strasburg	PA	17:43	00:59	45:06	00:41	36:40	
2.	1:45:18	1009	Smith, Millie	Ballston Lake	NY	21:06	02:05	44:52	01:16	35:59	
3.	1:59:09	947	Seth-Cimini, Jennifer	East Aurora	NY	31:14	04:35	49:29	01:33	32:18	
Female 40-44											
1.	2:15:44	704	Beasley, Kimberley	Gardiner	NY	31:46	02:58	55:25	00:51	44:44	
2.	2:35:39	1163	Taylor, Rachel	Bronx	NY	29:29	04:16	1:03:58	02:10	55:46	
Female 35-39											
1.	2:08:08	779	Lopez, Jade	Plattsburgh	NY	27:45	08:11	53:41	01:52	36:39	





Age Group Awards Sprint Triathlon



Place	Finish	Bib	Name	City	State	Swim	T1	Bike	T2	Run	Nat.
Female 30-34											
1.	1:37:27	914	Rodriguez, Mariah	Gardiner	NY	18:57	01:55	47:41	00:44	28:10	
2.	1:48:19	801	Palmer, Olyvia	Plattsburgh	NY	25:58	04:44	45:30	02:47	29:20	
3.	1:48:40	759	Hornick, Madison	Owego	NY	21:04	03:26	51:10	01:40	31:20	
Female 25-29											
1.	1:52:22	783	Manent, Valeria	Mount Kisco	NY	27:50	03:52	50:08	01:12	29:20	
Female 20-24											
1.	1:37:35	1178	O'Neill, Piper	Crested Butte	CO	21:43	02:26	40:05	01:10	32:11	
2.	1:55:52	697	Semon, Sarah	Indianapolis	IN	24:19	02:33	52:28	00:31	36:01	
Female 15-19											
1.	1:26:33	1000	Sireci, Bea	New York	NY	16:23	02:08	43:45	00:38	23:39	
2.	1:45:02	772	Kiley, Ashlyn	New York	NY	12:26	10:21	52:39	00:33	29:03	
Male 80-84											
1.	1:39:47	735	Dibelius, David	Lake George	NY	20:45	02:27	41:53	01:29	33:13	
Male 70-74											
1.	1:40:39	911	Rodgers, Timothy	Huletts Landing	NY	21:19	04:43	40:46	02:19	31:32	
Male 65-69											
1.	1:18:03	1177	Dillon, Tom	Bethlehem	PA	15:53	00:33	34:46	00:45	26:06	
2.	1:34:00	905	Robson, Guy	Fairport	NY	20:11	01:41	40:29	01:38	30:01	
3.	1:34:04	715	Cartwright, Stuart	Wayland	MA	19:32	02:52	41:25	01:02	29:13	
Male 60-64											
1.	1:27:51	723	Collins, Frank	Glens Falls	NY	19:46	01:51	37:50	01:21	27:03	






Age Group Awards Sprint Triathlon

Place	Finish	Bib	Name	City	State	Swim	T1	Bike	T2	Run	Nat.
2.	1:41:14	732	Denham, Dr. Tom	Delmar	NY	18:59	01:18	51:07	00:17	29:33	
3.	1:59:01	728	DAngelo, Vincent	Wildwood	NJ	28:07	02:42	48:38	02:01	37:33	




Male 55-59

1.	1:38:28	784	McGuinness, John	Schenectady	NY	22:11	04:33	41:24	02:25	27:55	
2.	2:28:55	1170	Whitford, James	Ticonderoga	NY	25:17	07:35	1:04:47	03:03	48:13	




Male 50-54

1.	1:21:37	719	Ciota, Alexander	Saratoga Springs	NY	15:12	01:17	36:41	00:41	27:46	
2.	1:22:51	1172	Willis, John	Ballston Lake	NY	19:16	01:28	36:02	00:43	25:22	
3.	1:30:23	705	Beaver, Matt	Ballston Lake	NY	20:22	02:38	41:06	00:58	25:19	




Male 45-49

1.	1:15:49	1164	Tebo, Matthew	Clifton Park	NY	15:38	01:29	33:29	00:50	24:23	
2.	1:18:53	1184	Malo, Raphael	Montréal	QC	16:40	01:06	37:47	00:35	22:45	
3.	1:24:57	943	Schnedeker, Jayme	Rock City Falls	NY	19:52	01:24	38:00	00:54	24:47	


Male 40-44

1.	1:18:31	1187	Collins, Jason	Southern Pines	NC	17:05	01:58	36:26	00:25	22:37	
2.	1:48:22	774	Kornblum, Brian	Maybrook	NY	19:54	05:01	51:21	01:19	30:47	
3.	1:58:30	750	Greenberg, Matt	Woodside	NY	25:15	06:49	55:37	02:32	28:17	

Male 35-39

1.	1:19:50	1168	Weigand, Nicholas	Glens Falls	NY	14:01	01:06	38:20	00:40	25:43	
2.	1:21:47	1001	Slover, Peter	Clifton Park	NY	16:23	01:26	36:56	01:21	25:41	
3.	1:34:35	748	Goldstein, Avi	Glens Falls	NY	17:19	02:49	40:57	01:10	32:20	

Male 30-34

1.	1:34:45	1162	Swart, Matthew	Amsterdam	NY	17:28	02:38	46:45	00:44	27:10	
----	---------	------	----------------	-----------	----	-------	-------	-------	-------	-------	---------------------------------------------------------------------------------------





Age Group Awards Sprint Triathlon

Place	Finish	Bib	Name	City	State	Swim	T1	Bike	T2	Run	Nat.
2.	1:43:32	8799	Palmer, Brett	Plattsburgh	NY	28:53	04:23	45:22	02:49	22:05	
3.	1:49:13	763	Jadhav, Virendra	Jersey City	NJ	25:54	05:23	46:06	02:46	29:04	

Male 25-29

1.	1:57:18	743	Fitol, Seth	Wallkill	NY	23:12	05:15	1:01:05	00:48	26:58	
----	---------	-----	-------------	----------	----	-------	-------	---------	-------	-------	--

Male 20-24

1.	1:15:54	1183	Conable, James	Washington	DC	10:59	01:52	36:22	00:45	25:56	
----	---------	------	----------------	------------	----	-------	-------	-------	-------	-------	--

